
























Bylee

Worklist: 1794

<u>LAB CASE</u>	<u>ITEM</u>	<u>TASK ID</u>	<u>DESCRIPTION</u>	
C2017-1175	1	88935	AM 28 Blood Multi-Drug Quant	
C2017-1190	1	88936	AM 28 Blood Multi-Drug Quant	
C2017-1193	1	88937	AM 28 Blood Multi-Drug Quant	
C2017-1195	1	88938	AM 28 Blood Multi-Drug Quant	
C2017-1202	1	88939	AM 28 Blood Multi-Drug Quant	
C2017-1225	1	88940	AM 28 Blood Multi-Drug Quant	
C2017-1256	1	88941	AM 28 Blood Multi-Drug Quant	
C2017-1258	1	88942	AM 28 Blood Multi-Drug Quant	
C2017-1259	1	88956	AM 28 Blood Multi-Drug Quant	
C2017-1265	1	88955	AM 28 Blood Multi-Drug Quant	
C2017-1266	1	88943	AM 28 Blood Multi-Drug Quant	
C2017-1268	1	88944	AM 28 Blood Multi-Drug Quant	
C2017-1270	1	88954	AM 28 Blood Multi-Drug Quant	
C2017-1277	1	88953	AM 28 Blood Multi-Drug Quant	
C2017-1277	2	88945	AM 28 Blood Multi-Drug Quant	
M2017-2148	1	88946	AM 28 Blood Multi-Drug Quant	
M2017-2347	1	88947	AM 28 Blood Multi-Drug Quant	
P2017-0997	1	88952	AM 28 Blood Multi-Drug Quant	
P2017-1052	1	88951	AM 28 Blood Multi-Drug Quant	
P2017-1057	1	88950	AM 28 Blood Multi-Drug Quant	
P2017-1067	1	88957	AM 28 Blood Multi-Drug Quant	
P2017-1254	1	88948	AM 28 Blood Multi-Drug Quant	
P2017-1258	1	88949	AM 28 Blood Multi-Drug Quant	



Multi-Drug Quantitation in Blood by LC-MS/MS

Date: 6-28-17

Analyst: Anne Nord

PRE-ANALYTIC

Plate Lot# 0498367

Plate Exp. 1/26/2018

- ✓ 1. Ensure all solutions are within expiration date.
 - Mobile Phase A: **0.5M Ammonium Hydroxide**
5mM Amm Form +0.01% FA
 - Mobile Phase B: Ethyl Acetate
0.01% FA in MeOH
20% Methanol
 - Column: *Agilent 120 EC-C18 (2.1x 100-4um)*
- ✓ 2. Check levels of mobile phases and needle wash and refill as necessary. Ensure waste is not full.
- ✓ 3. Begin mobile phase flow and allow system to equilibrate for approx. 30 minutes.
- ✓ 4. Create worklist. Data path name: 62817 mda pl

ANALYTIC

- ✓ 1. Remove standards plate, blood, and samples from cold storage. Allow to reach room temperature.
- ✓ 2. Pipette **250 µL blood** in wells of analytical (standards) plate. Mix via aspirate and dispense.
 - Blank blood for locations containing standards/QCs and internal standards
 - Sample blood for locations containing only internal standards
- ✓ 3. Place on shaking incubator at ambient temp., 900rpm for 15 minutes. Shaker ID 66759
- ✓ 4. Pipette **250 µL 0.5M ammonium hydroxide** buffer in wells of analytical (standards) plate.
- ✓ 5. Place on shaking incubator at ambient temp., 900rpm for 15 minutes.
- ✓ 6. Transfer **300 µL of blood+base** mixture to corresponding wells of SLE+ plate.
- ✓ 7. Apply positive pressure for approx. 4 seconds (or until no liquid remains on top of sorbent).
(Load at 85-100PSI- Selector to Right) Wait 5 min.
- ✓ 8. Add **900 µL ethyl acetate** and allow to flow for 5 minutes under gravity.
- ✓ 9. Apply positive pressure for approx. 15 seconds. *(~10-15 PSI – Selector to the left)*
- ✓ 10. Add **900 µL ethyl acetate** and allow to flow for 5 minutes under gravity.
- ✓ 11. Apply positive pressure for approx. 15 seconds. *(~10-15 PSI – Selector to the left)*
12. Remove plate containing eluate. Place on **SPE Dry** and evaporate to dryness at approx. 35°C.
SPE Dry ID 66819
- ✓ 13. Reconstitute in **100 µL 20% MeOH** and seal plate with foil. Place in autosampler and run worklist.

POST-ANALYTIC

- ✓ 1. Open quantitation software and create a new quantitation batch.
Batch name: ~~62817~~ 62817 mda pl a, 62817 mda pl b
- ✓ 2. Make any necessary changes. Limit curves based on validated linear ranges.
- ✓ 3. Were all appropriate standards used in the curve for each analyte? Y/N
Are r² values ≥ 0.98 for each analyte? Y/N
- ✓ 4. For unknown samples, are the response ratios for each analyte within ± 20% of the average ratios of the standards and QC's? Y/N
- ✓ 5. Did all QCs pass for each analyte? Y/N
- ✓ 6. Central File Packet to include: LIMS Worklist: Method Checklist Calibration and Control Reports

COMMENTS:

Curves adjusted LOD changed

*Amphetamine 10
morphine 10
hydromorphone 10
Norhydrocodone 10
Nor fentanyl 2.5
EDDP 10*



ISP FORENSICS - Cd'A Instrument # 62340

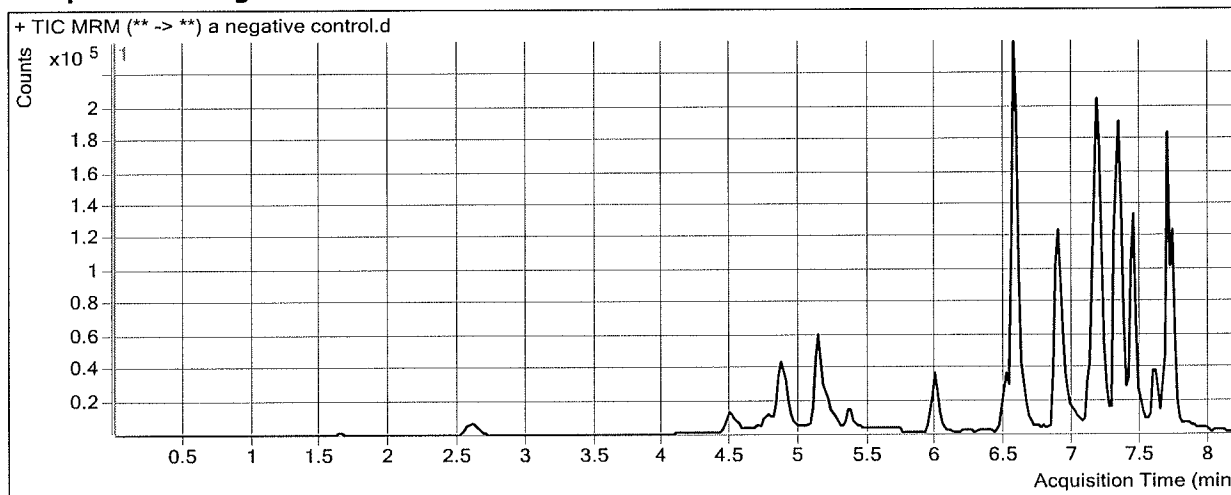
Multi-Drug Confirmatory Analysis Report

Batch Data Path D:\2017 Data\62817mdq p1\QuantResults\62817 mdqp1a.batch.bin
Analysis Time 6/30/2017 11:21 AM **Analyst Name** ISP Tox
Report Time 6/30/2017 12:08 PM **Reporter Name** ISP Tox
Last Calib Update 6/30/2017 11:21 AM **Batch State** Processed

Analysis Info

Acq Time 2017-06-28 15:13 **Data File** a negative control.d
Sample Type Sample **Sample Name** a negative control
Dilution 1 **Acq Method** Quant Panel 1a 2-13-17.m
Position P1-F2 **Sample Info**
Inj Vol -1 **Comment** AM 28

Sample Chromatogram



ISP FORENSICS - Cd'A Instrument # 62340

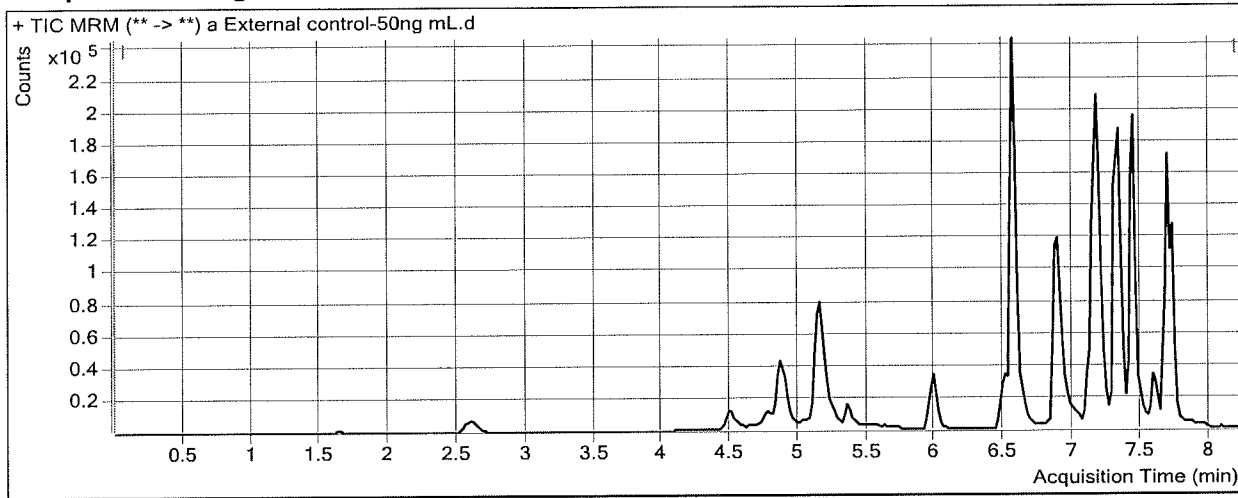
Multi-Drug Confirmatory Analysis Report

Batch Data Path D:\2017 Data\62817mdq p1\QuantResults\62817 mdqp1a.batch.bin
Analysis Time 6/30/2017 11:21 AM **Analyst Name** ISP Tox
Report Time 6/30/2017 12:08 PM **Reporter Name** ISP Tox
Last Calib Update 6/30/2017 11:21 AM **Batch State** Processed

Analysis Info

Acq Time 2017-06-28 15:38 **Data File** a External control-50ng mL.d
Sample Type Sample **Sample Name** a External control-50ng mL
Dilution 1 **Acq Method** Quant Panel 1a 2-13-17.m
Position P1-G2 **Sample Info**
Inj Vol -1 **Comment** AM 28; lot 81017 50 ng hydrocodone, diphenhydramine, lorazepam

Sample Chromatogram



Results

Compound	ISTD Compound	RT	Response	ISTD Resp	Resp Ratio	Final Conc
Hydrocodone	Hydrocodone-D6	5.155	102493	117642	0.8712	50.0215
Diphenhydramine	Diphenhydramine-D3	7.452	207742	196570	1.0568	54.0019
Lorazepam	Alprazolam-D5	7.723	21093	226793	0.0930	46.1526

ISP FORENSICS - Cd'A Instrument # 62340

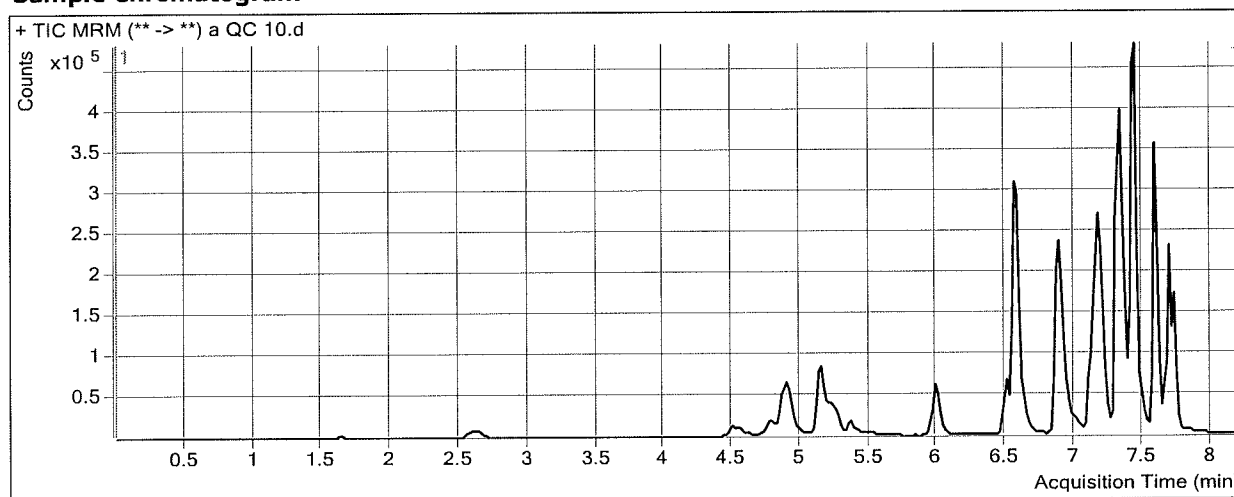
Multi-Drug Confirmatory Analysis Report

Batch Data Path D:\2017 Data\62817mdq p1\QuantResults\62817 mdqp1a.batch.bin
Analysis Time 6/30/2017 11:21 AM **Analyst Name** ISP Tox
Report Time 6/30/2017 12:08 PM **Reporter Name** ISP Tox
Last Calib Update 6/30/2017 11:21 AM **Batch State** Processed

Analysis Info

Acq Time 2017-06-28 16:04 **Data File** a QC 10.d
Sample Type QC **Sample Name** a QC 10
Dilution 1 **Acq Method** Quant Panel 1a 2-13-17.m
Position P1-A2 **Sample Info**
Inj Vol -1 **Comment** AM 28

Sample Chromatogram



Results

Compound	ISTD Compound	RT	Response	ISTD Resp	Resp Ratio	Final Conc
Morphine	Morphine-D6	1.651	2637	3259	0.8090	11.8498
Hydromorphone	Hydromorphone-D6	2.628	12619	42387	0.2977	10.7111
Codeine	Codeine-D6	4.573	5932	24964	0.2376	10.5261
Amphetamine	Amphetamine-D11	4.924	106120	70360	1.5083	9.6696
Oxycodone	Oxycodone-D6	4.910	28976	152629	0.1898	8.9662
Hydrocodone	Hydrocodone-D6	5.175	21691	127881	0.1696	10.4655
Norhydrocodone	Norhydrocodone-D3	5.258	1603	52205	0.0307	9.2168
Methamphetamine	Methamphetamine-D11	5.263	71439	213009	0.3354	10.0544
6-MAM	6-MAM-D6	5.369	927	40686	0.0228	1.0792
Phentermine	Phentermine-D5	6.026	12396	231566	0.0535	9.1793
Dextropropion	Dextropropion-D3	6.504	19929	171632	0.1161	9.9631
7-aminoclonazepam	7-Aminoclonazepam-D4	6.575	24555	111809	0.2196	10.4575
Tramadol	Tramadol-13C-D3	6.580	169532	853882	0.1985	10.1491
Doxylamine	Doxylamine-D5	6.903	177695	894345	0.1987	10.3262
Bupropion	Bupropion-D9	7.152	49976	259270	0.1928	9.6402
Zolpidem	Zolpidem-D6	7.183	130013	728109	0.1786	10.0506
Meprobamate	Meprobamate-D7	7.234	11865	70421	0.1685	10.3830
Trazodone	Trazodone-D6	7.356	86089	413881	0.2080	10.1120
Venlafaxine	Venlafaxine-D6	7.326	146665	759252	0.1932	10.2026
Citalopram	Citalopram-D6	7.418	90117	447259	0.2015	10.2421
Diphenhydramine	Diphenhydramine-D3	7.452	143993	739995	0.1946	10.2785
Dextromethorphan	Dextromethorphan-D3	7.428	19479	102475	0.1901	9.6158
Clonazepam	Clonazepam-D4	7.623	10284	15183	0.6773	9.9395

ISP FORENSICS - Cd'A Instrument # 62340
Multi-Drug Confirmatory Analysis Report

a qc 10

Compound	ISTD Compound	RT	Response	ISTD Resp	Resp Ratio	Final Conc
Promethazine	Promethazine-D3	7.587	125800	724076	0.1737	9.9887
a-hydroxyalprazolam	a-hydroxyalprazolam-D5	7.681	3923	21557	0.1820	8.5310
Carisoprodol	Carisoprodol-D7	7.693	59021	327210	0.1804	11.3651
Lorazepam	Alprazolam-D5	7.723	3544	222986	0.0159	9.9702
Alprazolam	Alprazolam-D5	7.727	53502	222986	0.2399	10.6880



ISP FORENSICS - Cd'A Instrument # 62340

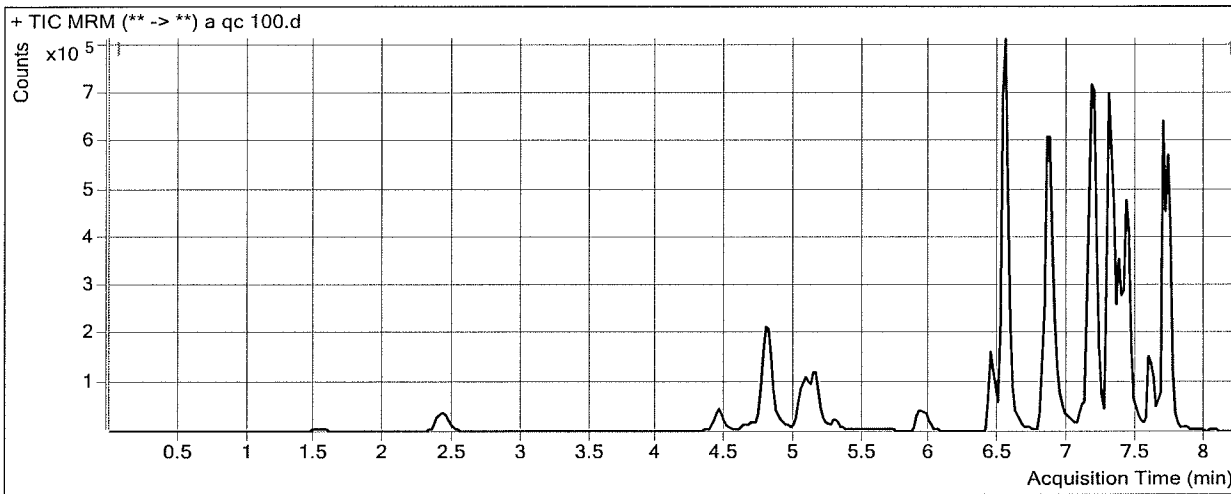
Multi-Drug Confirmatory Analysis Report

Batch Data Path D:\2017 Data\62817mdq p1\QuantResults\62817 mdqp1a.batch.bin
Analysis Time 6/30/2017 11:21 AM **Analyst Name** ISP Tox
Report Time 6/30/2017 12:08 PM **Reporter Name** ISP Tox
Last Calib Update 6/30/2017 11:21 AM **Batch State** Processed

Analysis Info

Acq Time 2017-06-29 08:21 **Data File** a qc 100.d
Sample Type QC **Sample Name** a qc 100
Dilution 1 **Acq Method** Quant Panel 1a 2-13-17.m
Position P1-B2 **Sample Info**
Inj Vol -1 **Comment** AM 28

Sample Chromatogram




Results


Compound	ISTD Compound	RT	Response	ISTD Resp	Resp Ratio	Final Conc
Morphine	Morphine-D6	1.528	23076	2748	8.3967	112.2356
Hydromorphone	Hydromorphone-D6	2.427	130292	41644	3.1287	99.1582
Codeine	Codeine-D6	4.453	62906	24157	2.6040	96.7479
Amphetamine	Amphetamine-D11	4.804	398342	40186	9.9125	114.2158
Oxycodone	Oxycodone-D6	4.810	348096	137396	2.5335	116.4162
Hydrocodone	Hydrocodone-D6	5.075	200453	106527	1.8817	106.9911
Norhydrocodone	Norhydrocodone-D3	5.159	13770	40484	0.3401	103.2322
Methamphetamine	Methamphetamine-D11	5.162	350399	121600	2.8816	101.1599
6-MAM	6-MAM-D6	5.309	8694	35955	0.2418	9.8984
Phentermine	Phentermine-D5	5.966	86381	142188	0.6075	101.0518
Dextroprphan	Dextroprphan-D3	6.441	154526	117859	1.3111	105.1357
7-aminoclonazepam	7-Aminoclonazepam-D4	6.534	242135	106449	2.2747	105.0607
Tramadol	Tramadol-13C-D3	6.540	1602526	805876	1.9886	98.3802
Doxylamine	Doxylamine-D5	6.863	1305437	626392	2.0841	103.2020
Bupropion	Bupropion-D9	7.112	77871	39497	1.9716	93.1062
Zolpidem	Zolpidem-D6	7.183	1252440	665942	1.8807	103.5433
Meprobamate	Meprobamate-D7	7.193	121909	64888	1.8788	95.1148
Trazodone	Trazodone-D6	7.356	498211	199669	2.4952	111.3550
Venlafaxine	Venlafaxine-D6	7.306	1146043	535081	2.1418	108.3911
Citalopram	Citalopram-D6	7.418	332210	149596	2.2207	107.2351
Diphenhydramine	Diphenhydramine-D3	7.452	467767	223666	2.0914	106.4618
Dextromethorphan	Dextromethorphan-D3	7.428	50840	21749	2.3376	110.7923
Clonazepam	Clonazepam-D4	7.623	96398	13644	7.0652	101.8720

ISP FORENSICS - Cd'A Instrument # 62340
Multi-Drug Confirmatory Analysis Report

a qc 100

Compound	ISTD Compound	RT	Response	ISTD Resp	Resp Ratio	Final Conc
Promethazine	Promethazine-D3	7.587	219511	116558	1.8833	103.2367
a-hydroxyalprazolam	a-hydroxyalprazolam-D5	7.701	25572	20773	1.2310	56.1048 *
Carisoprodol	Carisoprodol-D7	7.693	561950	324580	1.7313	102.7909
Lorazepam	Alprazolam-D5	7.723	35801	197956	0.1809	87.3727
Alprazolam	Alprazolam-D5	7.727	512270	197956	2.5878	107.3542

* Not evaluated top of peak cut off. 



ISP FORENSICS - Cd'A Instrument # 62340

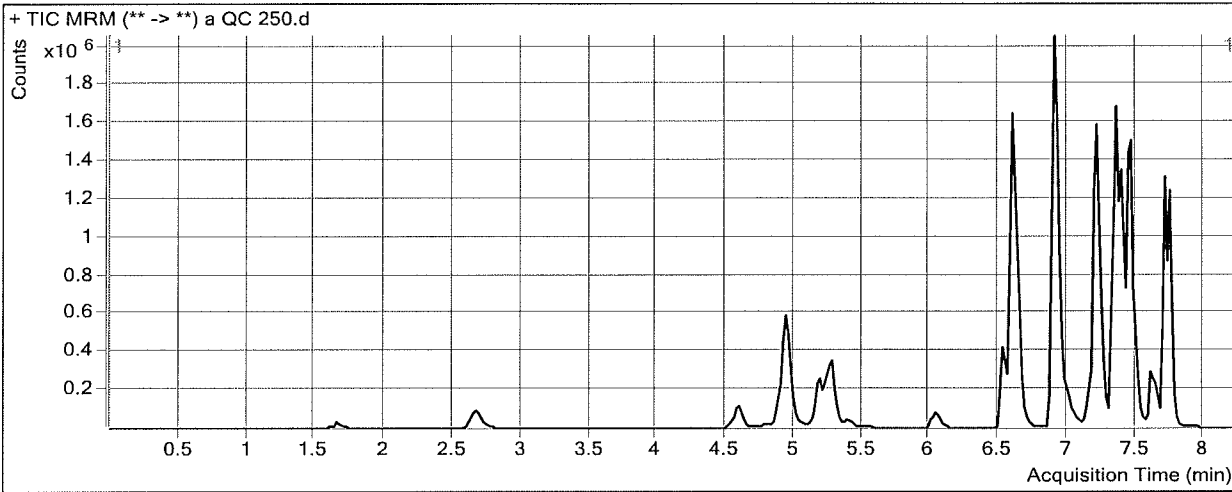
Multi-Drug Confirmatory Analysis Report

Batch Data Path D:\2017 Data\62817mdq p1\QuantResults\62817 mdqp1a.batch.bin
Analysis Time 6/30/2017 11:21 AM **Analyst Name** ISP Tox
Report Time 6/30/2017 12:08 PM **Reporter Name** ISP Tox
Last Calib Update 6/30/2017 11:21 AM **Batch State** Processed

Analysis Info

Acq Time 2017-06-29 12:09 **Data File** a QC 250.d
Sample Type QC **Sample Name** a QC 250
Dilution 1 **Acq Method** Quant Panel 1a 2-13-17.m
Position P1-C2 **Sample Info**
Inj Vol -1 **Comment** AM 28

Sample Chromatogram



Results

Compound	ISTD Compound	RT	Response	ISTD Resp	Resp Ratio	Final Conc
Morphine	Morphine-D6	1.651	70467	3876	18.1792	241.6585
Hydromorphone	Hydromorphone-D6	2.668	351058	42032	8.3522	262.3489
Codeine	Codeine-D6	4.593	164762	24990	6.5930	242.0924
Amphetamine	Amphetamine-D11	4.944	1058818	46393	22.8228	274.8147
Oxycodone	Oxycodone-D6	4.930	948837	152901	6.2056	284.7664
Hydrocodone	Hydrocodone-D6	5.195	589786	126115	4.6766	264.5628
Norhydrocodone	Norhydrocodone-D3	5.258	43636	46022	0.9481	287.9604
Methamphetamine	Methamphetamine-D11	5.281	938494	130667	7.1823	255.0458
6-MAM	6-MAM-D6	5.409	21593	38451	0.5616	22.7727
Phentermine	Phentermine-D5	6.066	251494	162799	1.5448	256.4921
Dextroprphan	Dextroprphan-D3	6.524	519289	153994	3.3721	269.2808
7-aminoclonazepam	7-Aminoclonazepam-D4	6.595	601881	102027	5.8993	271.9169
Tramadol	Tramadol-13C-D3	6.600	4056007	783228	5.1786	255.6191
Doxylamine	Doxylamine-D5	6.903	4345996	884461	4.9137	242.5951
Bupropion	Bupropion-D9	7.172	234189	46284	5.0598	238.0112
Zolpidem	Zolpidem-D6	7.203	3301407	702935	4.6966	258.2110
Meprobamate	Meprobamate-D7	7.254	363239	65484	5.5470	276.8513
Trazodone	Trazodone-D6	7.376	1865758	324314	5.7529	255.5604
Venlafaxine	Venlafaxine-D6	7.346	3253709	648435	5.0178	253.3066
Citalopram	Citalopram-D6	7.438	1187001	224312	5.2917	254.7501
Diphenhydramine	Diphenhydramine-D3	7.472	1896368	367929	5.1542	261.7729
Dextromethorphan	Dextromethorphan-D3	7.449	194960	35879	5.4338	256.6650
Clonazepam	Clonazepam-D4	7.643	269139	15314	17.5750	253.1253

ISP FORENSICS - Cd'A Instrument # 62340
Multi-Drug Confirmatory Analysis Report

a qc 250

Compound	ISTD Compound	RT	Response	ISTD Resp	Resp Ratio	Final Conc
Promethazine	Promethazine-D3	7.607	472806	100004	4.7279	258.3959
a-hydroxyalprazolam	a-hydroxyalprazolam-D5	7.701	134187	21934	6.1178	277.7211
Carisoprodol	Carisoprodol-D7	7.713	1413941	321586	4.3968	259.9168
Lorazepam	Alprazolam-D5	7.743	105939	200859	0.5274	249.9953
Alprazolam	Alprazolam-D5	7.747	1214684	200859	6.0475	249.7952



ISP FORENSICS - Cd'A Instrument # 62340

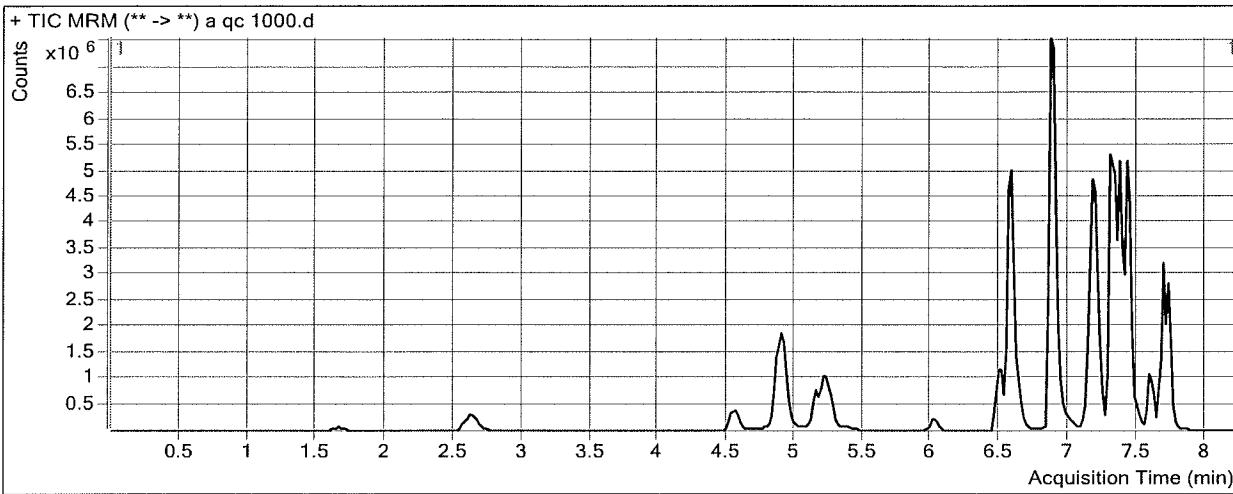
Multi-Drug Confirmatory Analysis Report

Batch Data Path D:\2017 Data\62817mdq p1\QuantResults\62817 mdqp1a.batch.bin
Analysis Time 6/30/2017 11:21 AM **Analyst Name** ISP Tox
Report Time 6/30/2017 12:08 PM **Reporter Name** ISP Tox
Last Calib Update 6/30/2017 11:21 AM **Batch State** Processed

Analysis Info

Acq Time 2017-06-29 14:29 **Data File** a qc 1000.d
Sample Type QC **Sample Name** a qc 1000
Dilution 1 **Acq Method** Quant Panel 1a 2-13-17.m
Position P1-D2 **Sample Info**
Inj Vol -1 **Comment** AM 28

Sample Chromatogram



Results

Compound	ISTD Compound	RT	Response	ISTD Resp	Resp Ratio	Final Conc
Morphine	Morphine-D6	1.651	238662	2835	84.1695	1114.7120
Hydromorphone	Hydromorphone-D6	2.628	1244264	36435	34.1498	1068.3205
Codeine	Codeine-D6	4.553	562835	18990	29.6379	1081.7630
Amphetamine	Amphetamine-D11	4.904	3520434	48928	71.9511	885.9540
Oxycodone	Oxycodone-D6	4.890	3112356	139509	22.3093	1023.0664
Hydrocodone	Hydrocodone-D6	5.155	2007537	113307	17.7177	999.8037
Norhydrocodone	Norhydrocodone-D3	5.238	157061	34461	4.5576	1384.6076 *
Methamphetamine	Methamphetamine-D11	5.243	3282764	113703	28.8713	1031.1014
6-MAM	6-MAM-D6	5.369	81123	32645	2.4850	100.2178
Phentermine	Phentermine-D5	6.026	883662	146992	6.0117	997.2719
Dextrophan	Dextrophan-D3	6.483	1700901	119709	14.2086	1132.3241
7-aminoclonazepam	7-Aminoclonazepam-D4	6.575	1691423	73937	22.8765	1053.4559
Tramadol	Tramadol-13C-D3	6.580	15688729	762393	20.5783	1014.6828
Doxylamine	Doxylamine-D5	6.863	18151723	847242	21.4245	1055.9365
Bupropion	Bupropion-D9	7.132	783625	41199	19.0207	893.0859
Zolpidem	Zolpidem-D6	7.162	11258879	633059	17.7849	977.1051
Meprobamate	Meprobamate-D7	7.234	1189809	58203	20.4423	1014.8079
Trazodone	Trazodone-D6	7.356	7723121	305001	25.3216	1121.7775
Venlafaxine	Venlafaxine-D6	7.306	13168141	616666	21.3538	1076.4478
Citalopram	Citalopram-D6	7.418	4188557	193688	21.6253	1039.3259
Diphenhydramine	Diphenhydramine-D3	7.452	7127174	350120	20.3564	1032.6585
Dextromethorphan	Dextromethorphan-D3	7.428	728151	31802	22.8964	1079.3829
Clonazepam	Clonazepam-D4	7.623	822213	12031	68.3397	983.7146



ISP FORENSICS - Cd'A Instrument # 62340
Multi-Drug Confirmatory Analysis Report

Compound	ISTD Compound	RT	Response	ISTD Resp	Resp Ratio	Final Conc
Promethazine	Promethazine-D3	7.587	2044441	109151	18.7304	1022.1683
a-hydroxyalprazolam	a-hydroxyalprazolam-D5	7.681	463285	18091	25.6088	1161.6392
Carisoprodol	Carisoprodol-D7	7.693	3581220	210879	16.9824	1001.8243
Lorazepam	Alprazolam-D5	7.703	381161	120641	3.1595	1485.0096 *
Alprazolam	Alprazolam-D5	7.727	3134879	120641	25.9851	1070.6697

*out side range of curve not evaluated. **



ISP FORENSICS - Cd'A Instrument # 62340

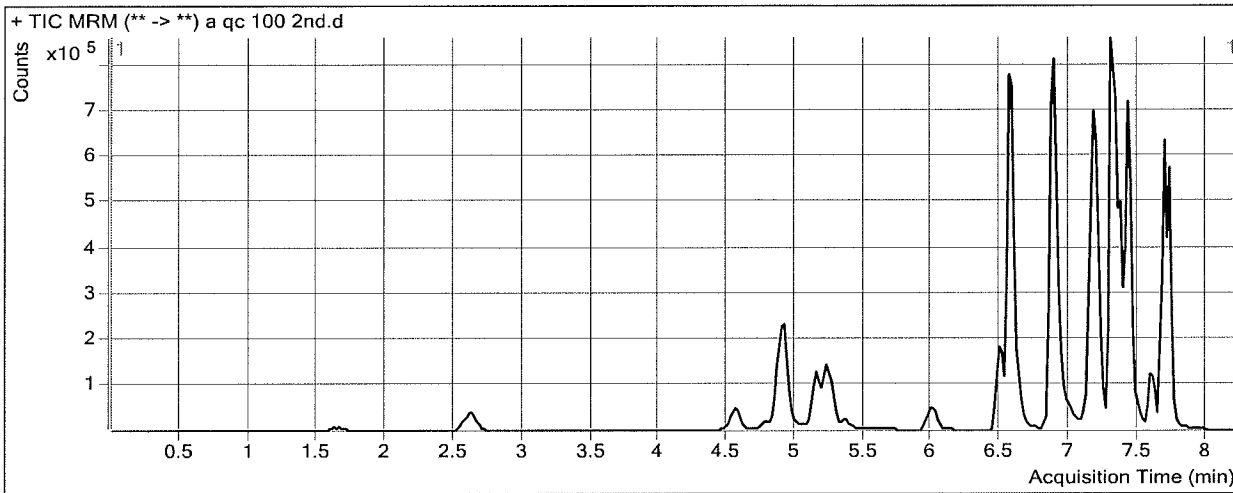
Multi-Drug Confirmatory Analysis Report

Batch Data Path	D:\2017 Data\62817mdq p1\QuantResults\62817 mdqp1a.batch.bin	Analyst Name	ISP Tox
Analysis Time	6/30/2017 11:21 AM	Reporter Name	ISP Tox
Report Time	6/30/2017 12:08 PM	Batch State	Processed
Last Calib Update	6/30/2017 11:21 AM		

Analysis Info

Acq Time	2017-06-29 15:57	Data File	a qc 100 2nd.d
Sample Type	QC	Sample Name	a qc 100 2nd
Dilution	1	Acq Method	Quant Panel 1a 2-13-17.m
Position	P1-E2	Sample Info	
Inj Vol	-1	Comment	AM 28

Sample Chromatogram



Results

Compound	ISTD Compound	RT	Response	ISTD Resp	Resp Ratio	Final Conc
Morphine	Morphine-D6	1.631	27143	3179	8.5394	114.1228
Hydromorphone	Hydromorphone-D6	2.628	127808	40194	3.1798	100.7544
Codeine	Codeine-D6	4.553	62949	25201	2.4979	92.8828
Amphetamine	Amphetamine-D11	4.904	423535	43301	9.7812	112.5824
Oxycodone	Oxycodone-D6	4.910	335753	139536	2.4062	110.5785
Hydrocodone	Hydrocodone-D6	5.155	217324	119425	1.8198	103.4984
Norhydrocodone	Norhydrocodone-D3	5.238	17370	47786	0.3635	110.3318
Methamphetamine	Methamphetamine-D11	5.243	349406	122211	2.8590	100.3537
6-MAM	6-MAM-D6	5.369	8190	37365	0.2192	8.9877
Phentermine	Phentermine-D5	6.026	95676	166936	0.5731	95.3491
Dextrophan	Dextrophan-D3	6.483	197931	151664	1.3051	104.6542
7-aminoclonazepam	7-Aminoclonazepam-D4	6.575	232639	99584	2.3361	107.8897
Tramadol	Tramadol-13C-D3	6.580	1712574	826568	2.0719	102.4890
Doxylamine	Doxylamine-D5	6.883	1754528	802829	2.1854	108.1958
Bupropion	Bupropion-D9	7.132	79480	40492	1.9628	92.6964
Zolpidem	Zolpidem-D6	7.162	1314983	682879	1.9256	106.0117
Meprobamate	Meprobamate-D7	7.213	132828	68809	1.9304	97.6725
Trazodone	Trazodone-D6	7.356	650974	262574	2.4792	110.6473
Venlafaxine	Venlafaxine-D6	7.306	1433872	701641	2.0436	103.4423
Citalopram	Citalopram-D6	7.418	463478	220740	2.0997	101.4200
Diphenhydramine	Diphenhydramine-D3	7.452	693872	341957	2.0291	103.3053
Dextromethorphan	Dextromethorphan-D3	7.428	62339	31843	1.9577	92.8934
Clonazepam	Clonazepam-D4	7.623	103617	14018	7.3917	106.5704



ISP FORENSICS - Cd'A Instrument # 62340
Multi-Drug Confirmatory Analysis Report

a QC 100 2nd

Compound	ISTD Compound	RT	Response	ISTD Resp	Resp Ratio	Final Conc
Promethazine	Promethazine-D3	7.587	146296	84024	1.7411	95.4818
a-hydroxyalprazolam	a-hydroxyalprazolam-D5	7.660	50421	20306	2.4831	112.8857
Carisoprodol	Carisoprodol-D7	7.693	523226	343742	1.5221	90.4609
Lorazepam	Alprazolam-D5	7.703	36183	209212	0.1729	83.6643
Alprazolam	Alprazolam-D5	7.727	500963	209212	2.3945	99.3966



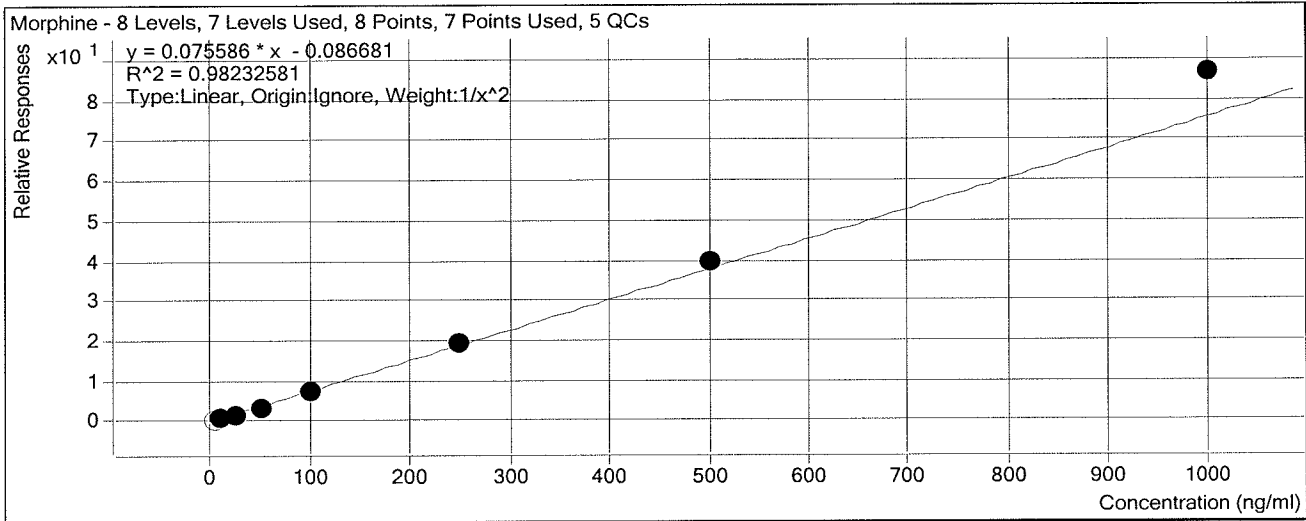
ISP Forensics Calibration Curve Report

Batch Data Path
Last Calib Update

D:\2017 Data\62817mdq p1\QuantResults\62817 mdqp1a.batch.bin
6/30/2017 11:21 AM

Analyst Name ISP TOX

Target Compound *Morphine*
Internal Standard *Morphine-D6*



Sample	Level	Enabled	Exp Conc	Final Conc	Accuracy
a cal 1-5ng	1	<input type="checkbox"/>	5	8.2	163.2
a cal 2-10ng	2	<input checked="" type="checkbox"/>	10	10.9	109.2
a QC 10	2	<input checked="" type="checkbox"/>	10	11.8	118.5
a cal 3-25ng	3	<input checked="" type="checkbox"/>	25	20.7	82.9
a cal 4-50ng	4	<input checked="" type="checkbox"/>	50	43.7	87.4
a cal 5-100ng	5	<input checked="" type="checkbox"/>	100	97.8	97.8
a qc 100	5	<input checked="" type="checkbox"/>	100	112.2	112.2
a qc 100 2nd	5	<input checked="" type="checkbox"/>	100	114.1	114.1
a cal 6-250ng	6	<input checked="" type="checkbox"/>	250	257.3	102.9
a QC 250	6	<input checked="" type="checkbox"/>	250	241.7	96.7
a cal 7-500ng	7	<input checked="" type="checkbox"/>	500	524.7	104.9
a cal 8-1000ng	8	<input checked="" type="checkbox"/>	1000	1148.0	114.8
a qc 1000	8	<input checked="" type="checkbox"/>	1000	1114.7	111.5

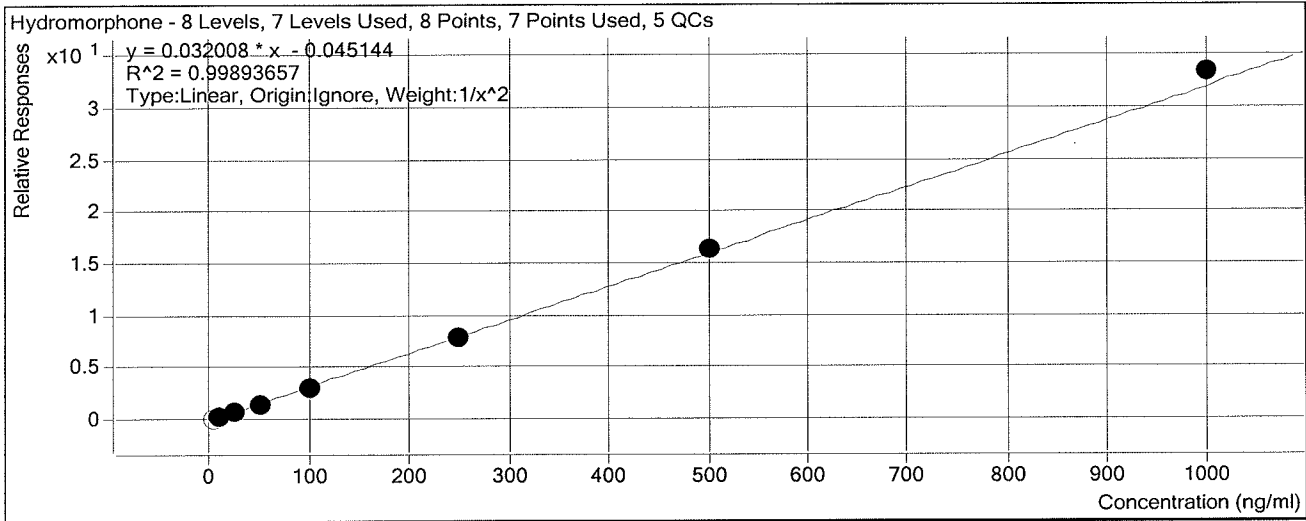
ISP Forensics Calibration Curve Report

Batch Data Path
Last Calib Update

D:\2017 Data\62817mdq p1\QuantResults\62817 mdqp1a.batch.bin
6/30/2017 11:21 AM

Analyst Name ISP TOX

Target Compound *Hydromorphone*
Internal Standard *Hydromorphone-D6*



Sample	Level	Enabled	Exp Conc	Final Conc	Accuracy
a cal 1-5ng	1	<input type="checkbox"/>	5	5.6	113.0
a cal 2-10ng	2	<input checked="" type="checkbox"/>	10	10.1	101.3
a QC 10	2	<input checked="" type="checkbox"/>	10	10.7	107.1
a cal 3-25ng	3	<input checked="" type="checkbox"/>	25	24.7	98.9
a cal 4-50ng	4	<input checked="" type="checkbox"/>	50	48.7	97.3
a cal 5-100ng	5	<input checked="" type="checkbox"/>	100	96.6	96.6
a qc 100	5	<input checked="" type="checkbox"/>	100	99.2	99.2
a qc 100 2nd	5	<input checked="" type="checkbox"/>	100	100.8	100.8
a cal 6-250ng	6	<input checked="" type="checkbox"/>	250	247.9	99.2
a QC 250	6	<input checked="" type="checkbox"/>	250	262.3	104.9
a cal 7-500ng	7	<input checked="" type="checkbox"/>	500	511.1	102.2
a cal 8-1000ng	8	<input checked="" type="checkbox"/>	1000	1044.8	104.5
a qc 1000	8	<input checked="" type="checkbox"/>	1000	1068.3	106.8

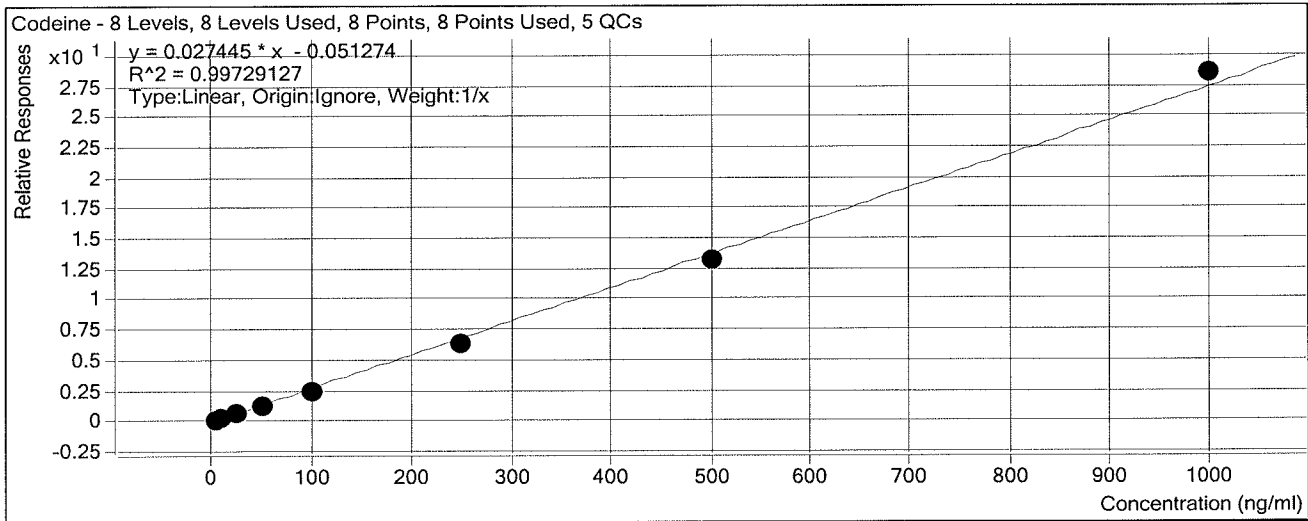
ISP Forensics Calibration Curve Report

Batch Data Path
Last Calib Update

D:\2017 Data\62817mdq p1\QuantResults\62817 mdqp1a.batch.bin
6/30/2017 11:21 AM

Analyst Name ISP TOX

Target Compound *Codeine*
Internal Standard *Codeine-D6*



Sample	Level	Enabled	Exp Conc	Final Conc	Accuracy
a cal 1-5ng	1	<input checked="" type="checkbox"/>	5	6.4	127.4
a cal 2-10ng	2	<input checked="" type="checkbox"/>	10	10.4	103.5
a QC 10	2	<input checked="" type="checkbox"/>	10	10.5	105.3
a cal 3-25ng	3	<input checked="" type="checkbox"/>	25	23.2	92.9
a cal 4-50ng	4	<input checked="" type="checkbox"/>	50	44.2	88.4
a cal 5-100ng	5	<input checked="" type="checkbox"/>	100	92.3	92.3
a qc 100	5	<input checked="" type="checkbox"/>	100	96.7	96.7
a cal 100 2nd	5	<input checked="" type="checkbox"/>	100	92.9	92.9
a cal 6-250ng	6	<input checked="" type="checkbox"/>	250	234.4	93.7
a QC 250	6	<input checked="" type="checkbox"/>	250	242.1	96.8
a cal 7-500ng	7	<input checked="" type="checkbox"/>	500	487.5	97.5
a cal 8-1000ng	8	<input checked="" type="checkbox"/>	1000	1041.7	104.2
a qc 1000	8	<input checked="" type="checkbox"/>	1000	1081.8	108.2

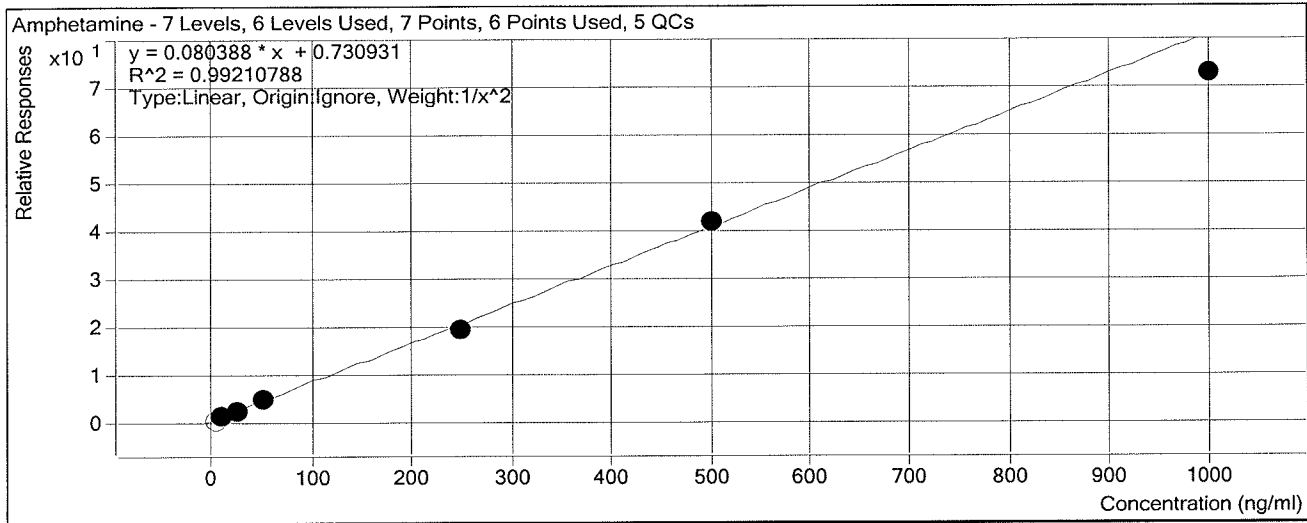
ISP Forensics Calibration Curve Report

Batch Data Path
Last Calib Update

D:\2017 Data\62817mdq p1\QuantResults\62817 mdqp1a.batch.bin
6/30/2017 11:21 AM

Analyst Name ISP TOX

Target Compound *Amphetamine*
Internal Standard *Amphetamine-D11*



Sample	Level	Enabled	Exp Conc	Final Conc	Accuracy
a cal 1-5ng	1	<input type="checkbox"/>	5	1.5	30.3
a cal 2-10ng	2	<input checked="" type="checkbox"/>	10	9.6	96.2
a QC 10	2	<input checked="" type="checkbox"/>	10	9.7	96.7
a cal 3-25ng	3	<input checked="" type="checkbox"/>	25	26.2	104.7
a cal 4-50ng	4	<input checked="" type="checkbox"/>	50	55.5	110.9
a cal 5-100ng	5	<input checked="" type="checkbox"/>	100	0.0	0.0
a qc 100	5	<input checked="" type="checkbox"/>	100	114.2	114.2
a qc 100 2nd	5	<input checked="" type="checkbox"/>	100	112.6	112.6
a cal 6-250ng	6	<input checked="" type="checkbox"/>	250	238.0	95.2
a QC 250	6	<input checked="" type="checkbox"/>	250	274.8	109.9
a cal 7-500ng	7	<input checked="" type="checkbox"/>	500	516.0	103.2
a cal 8-1000ng	8	<input checked="" type="checkbox"/>	1000	898.2	89.8
a qc 1000	8	<input checked="" type="checkbox"/>	1000	886.0	88.6

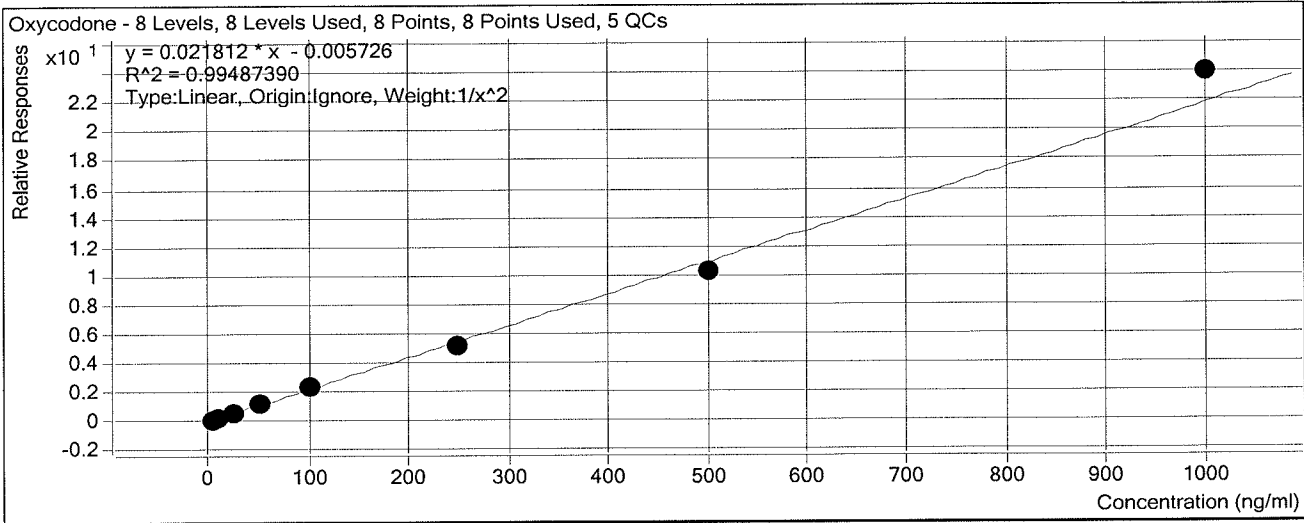
ISP Forensics Calibration Curve Report

Batch Data Path
Last Calib Update

D:\2017 Data\62817mdq p1\QuantResults\62817 mdqp1a.batch.bin
6/30/2017 11:21 AM

Analyst Name ISP TOX

Target Compound Oxycodone
Internal Standard Oxycodone-D6



Sample	Level	Enabled	Exp Conc	Final Conc	Accuracy
a cal 1-5ng	1	<input checked="" type="checkbox"/>	5	5.1	102.2
a cal 2-10ng	2	<input checked="" type="checkbox"/>	10	9.8	98.0
a QC 10	2	<input checked="" type="checkbox"/>	10	9.0	89.7
a cal 3-25ng	3	<input checked="" type="checkbox"/>	25	22.8	91.4
a cal 4-50ng	4	<input checked="" type="checkbox"/>	50	51.9	103.8
a cal 5-100ng	5	<input checked="" type="checkbox"/>	100	104.9	104.9
a qc 100	5	<input checked="" type="checkbox"/>	100	116.4	116.4
a qc 100 2nd	5	<input checked="" type="checkbox"/>	100	110.6	110.6
a cal 6-250ng	6	<input checked="" type="checkbox"/>	250	238.8	95.5
a QC 250	6	<input checked="" type="checkbox"/>	250	284.8	113.9
a cal 7-500ng	7	<input checked="" type="checkbox"/>	500	471.7	94.3
a cal 8-1000ng	8	<input checked="" type="checkbox"/>	1000	1098.8	109.9
a qc 1000	8	<input checked="" type="checkbox"/>	1000	1023.1	102.3

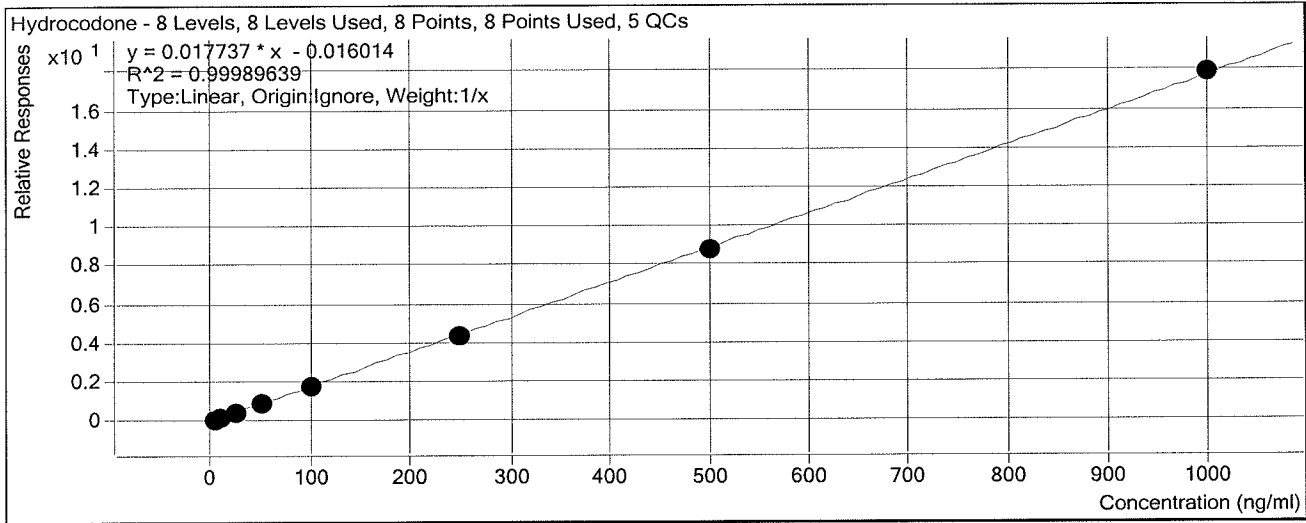
ISP Forensics Calibration Curve Report

Batch Data Path
Last Calib Update

D:\2017 Data\62817mdq p1\QuantResults\62817 mdqp1a.batch.bin
6/30/2017 11:21 AM

Analyst Name ISP TOX

Target Compound *Hydrocodone*
Internal Standard *Hydrocodone-D6*

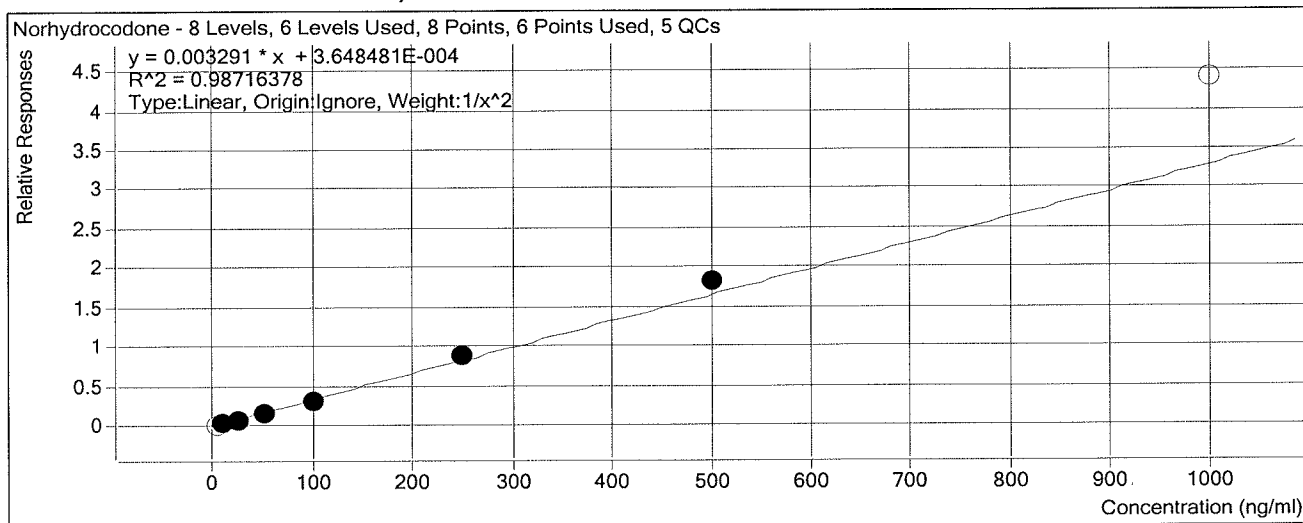


Sample	Level	Enabled	Exp Conc	Final Conc	Accuracy
a cal 1-5ng	1	<input checked="" type="checkbox"/>	5	5.1	101.8
a cal 2-10ng	2	<input checked="" type="checkbox"/>	10	9.8	98.2
a QC 10	2	<input checked="" type="checkbox"/>	10	10.5	104.7
a cal 3-25ng	3	<input checked="" type="checkbox"/>	25	25.3	101.1
a cal 4-50ng	4	<input checked="" type="checkbox"/>	50	49.8	99.6
a cal 5-100ng	5	<input checked="" type="checkbox"/>	100	100.5	100.5
a qc 100	5	<input checked="" type="checkbox"/>	100	107.0	107.0
a qc 100 2nd	5	<input checked="" type="checkbox"/>	100	103.5	103.5
a cal 6-250ng	6	<input checked="" type="checkbox"/>	250	248.5	99.4
a QC 250	6	<input checked="" type="checkbox"/>	250	264.6	105.8
a cal 7-500ng	7	<input checked="" type="checkbox"/>	500	493.0	98.6
a cal 8-1000ng	8	<input checked="" type="checkbox"/>	1000	1008.0	100.8
a qc 1000	8	<input checked="" type="checkbox"/>	1000	999.8	100.0

ISP Forensics Calibration Curve Report

Batch Data Path D:\2017 Data\62817mdq p1\QuantResults\62817 mdqp1a.batch.bin
Last Calib Update 6/30/2017 11:21 AM **Analyst Name** ISP TOX

Target Compound *Norhydrocodone*
Internal Standard *Norhydrocodone-D3*



Sample	Level	Enabled	Exp Conc	Final Conc	Accuracy
a cal 1-5ng	1	<input type="checkbox"/>	5	4.6	92.6
a cal 2-10ng	2	<input checked="" type="checkbox"/>	10	10.6	105.6
a QC 10	2	<input checked="" type="checkbox"/>	10	9.2	92.2
a cal 3-25ng	3	<input checked="" type="checkbox"/>	25	23.0	91.8
a cal 4-50ng	4	<input checked="" type="checkbox"/>	50	43.8	87.5
a cal 5-100ng	5	<input checked="" type="checkbox"/>	100	96.5	96.5
a qc 100	5	<input checked="" type="checkbox"/>	100	103.2	103.2
a qc 100 2nd	5	<input checked="" type="checkbox"/>	100	110.3	110.3
a cal 6-250ng	6	<input checked="" type="checkbox"/>	250	267.2	106.9
a QC 250	6	<input checked="" type="checkbox"/>	250	288.0	115.2
a cal 7-500ng	7	<input checked="" type="checkbox"/>	500	558.0	111.6
a cal 8-1000ng	8	<input type="checkbox"/>	1000	1337.2	133.7
a qc 1000	8	<input type="checkbox"/>	1000	1384.6	138.5

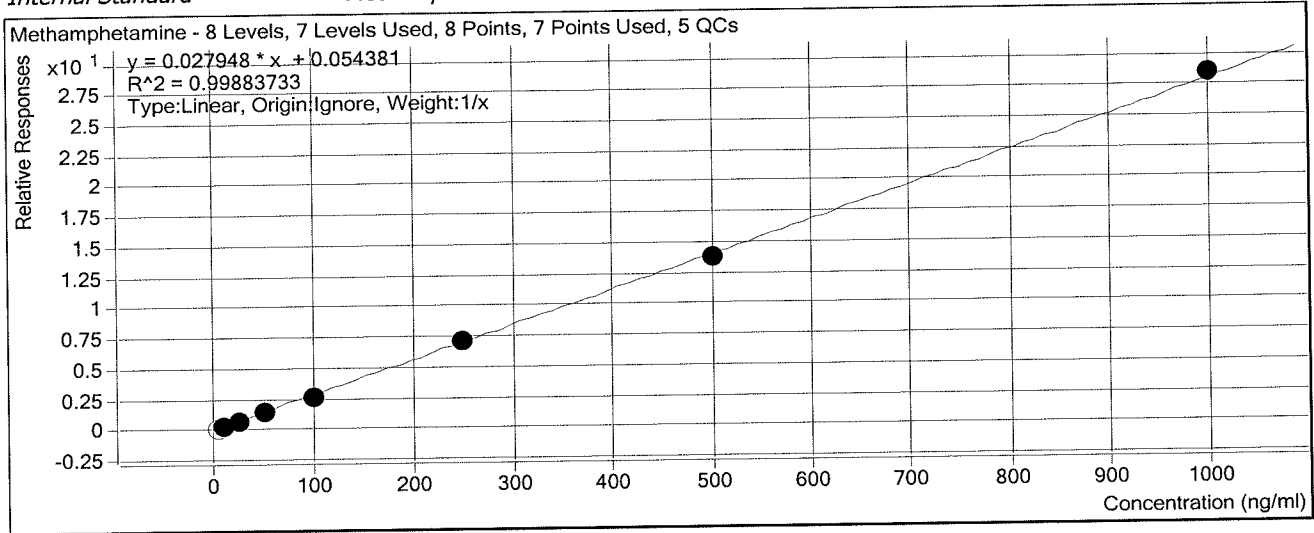
ISP Forensics Calibration Curve Report

Batch Data Path
Last Calib Update

D:\2017 Data\62817mdq p1\QuantResults\62817 mdqp1a.batch.bin
6/30/2017 11:21 AM

Analyst Name ISP TOX

Target Compound *Methamphetamine*
Internal Standard *Methamphetamine-D11*



Sample	Level	Enabled	Exp Conc	Final Conc	Accuracy
a cal 1-5ng	1	<input type="checkbox"/>	5	3.8	75.1
a cal 2-10ng	2	<input checked="" type="checkbox"/>	10	11.3	112.6
a QC 10	2	<input checked="" type="checkbox"/>	10	10.1	100.5
a cal 3-25ng	3	<input checked="" type="checkbox"/>	25	23.7	94.8
a cal 4-50ng	4	<input checked="" type="checkbox"/>	50	51.7	103.4
a cal 5-100ng	5	<input checked="" type="checkbox"/>	100	88.8	88.8
a qc 100	5	<input checked="" type="checkbox"/>	100	101.2	101.2
a qc 100 2nd	5	<input checked="" type="checkbox"/>	100	100.4	100.4
a cal 6-250ng	6	<input checked="" type="checkbox"/>	250	251.0	100.4
a QC 250	6	<input checked="" type="checkbox"/>	250	255.0	102.0
a cal 7-500ng	7	<input checked="" type="checkbox"/>	500	492.4	98.5
a cal 8-1000ng	8	<input checked="" type="checkbox"/>	1000	1016.3	101.6
a qc 1000	8	<input checked="" type="checkbox"/>	1000	1031.1	103.1

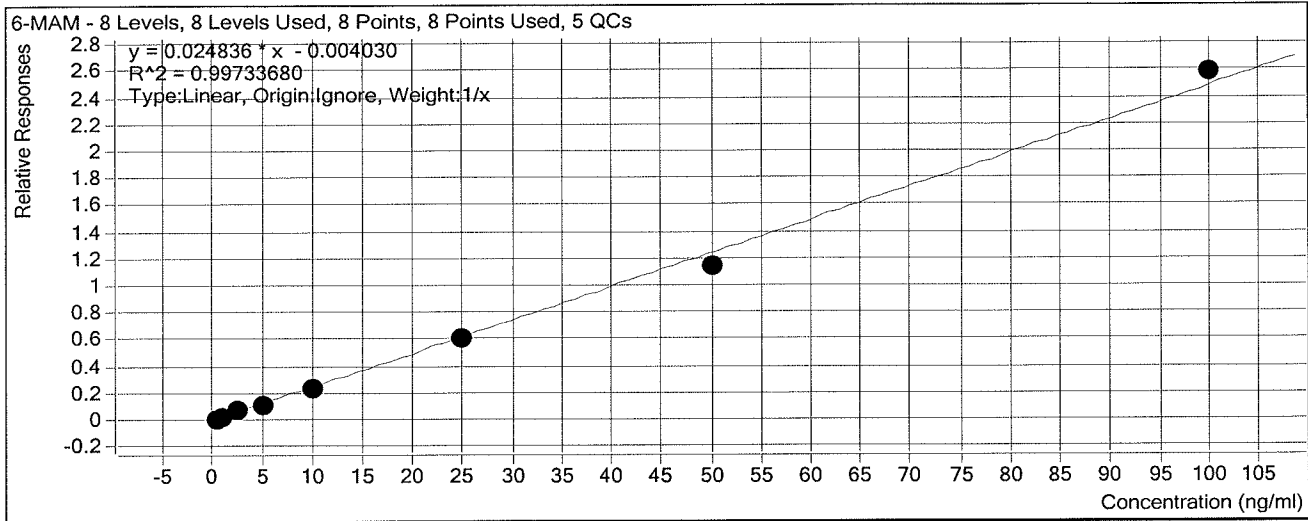
ISP Forensics Calibration Curve Report

Batch Data Path
Last Calib Update

D:\2017 Data\62817mdq p1\QuantResults\62817 mdqp1a.batch.bin
6/30/2017 11:21 AM

Analyst Name ISP TOX

Target Compound 6-MAM
Internal Standard 6-MAM-D6



Sample	Level	Enabled	Exp Conc	Final Conc	Accuracy
a cal 1-5ng	1	<input checked="" type="checkbox"/>	0.5	0.5	93.9
a cal 2-10ng	2	<input checked="" type="checkbox"/>	1	1.1	109.0
a QC 10	2	<input checked="" type="checkbox"/>	1	1.1	107.9
a cal 3-25ng	3	<input checked="" type="checkbox"/>	2.5	2.7	109.0
a cal 4-50ng	4	<input checked="" type="checkbox"/>	5	4.8	95.6
a cal 5-100ng	5	<input checked="" type="checkbox"/>	10	9.6	96.5
a qc 100	5	<input checked="" type="checkbox"/>	10	9.9	99.0
a qc 100 2nd	5	<input checked="" type="checkbox"/>	10	9.0	89.9
a cal 6-250ng	6	<input checked="" type="checkbox"/>	25	24.8	99.1
a QC 250	6	<input checked="" type="checkbox"/>	25	22.8	91.1
a cal 7-500ng	7	<input checked="" type="checkbox"/>	50	46.4	92.9
a cal 8-1000ng	8	<input checked="" type="checkbox"/>	100	104.1	104.1
a qc 1000	8	<input checked="" type="checkbox"/>	100	100.2	100.2

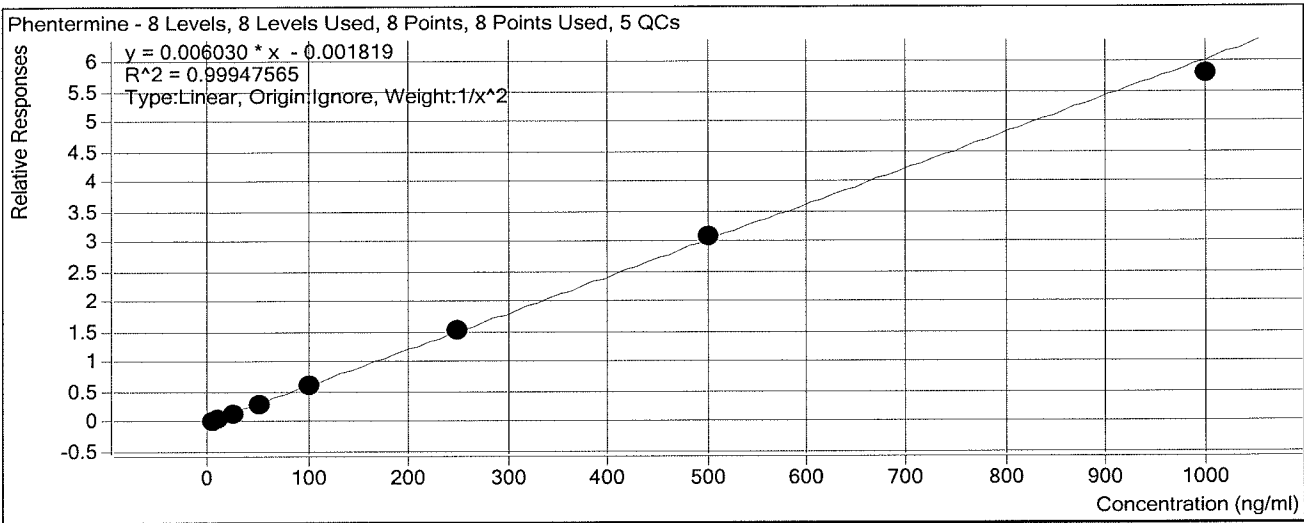
ISP Forensics Calibration Curve Report

Batch Data Path
Last Calib Update

D:\2017 Data\62817mdq p1\QuantResults\62817 mdqp1a.batch.bin
6/30/2017 11:21 AM

Analyst Name ISP TOX

Target Compound *Phentermine*
Internal Standard *Phentermine-D5*



Sample	Level	Enabled	Exp Conc	Final Conc	Accuracy
a cal 1-5ng	1	<input checked="" type="checkbox"/>	5	5.0	99.6
a cal 2-10ng	2	<input checked="" type="checkbox"/>	10	10.1	101.2
a QC 10	2	<input checked="" type="checkbox"/>	10	9.2	91.8
a cal 3-25ng	3	<input checked="" type="checkbox"/>	25	24.7	98.9
a cal 4-50ng	4	<input checked="" type="checkbox"/>	50	49.6	99.2
a cal 5-100ng	5	<input checked="" type="checkbox"/>	100	101.9	101.9
a qc 100	5	<input checked="" type="checkbox"/>	100	101.1	101.1
a qc 100 2nd	5	<input checked="" type="checkbox"/>	100	95.3	95.3
a cal 6-250ng	6	<input checked="" type="checkbox"/>	250	251.8	100.7
a QC 250	6	<input checked="" type="checkbox"/>	250	256.5	102.6
a cal 7-500ng	7	<input checked="" type="checkbox"/>	500	511.5	102.3
a cal 8-1000ng	8	<input checked="" type="checkbox"/>	1000	961.7	96.2
a qc 1000	8	<input checked="" type="checkbox"/>	1000	997.3	99.7

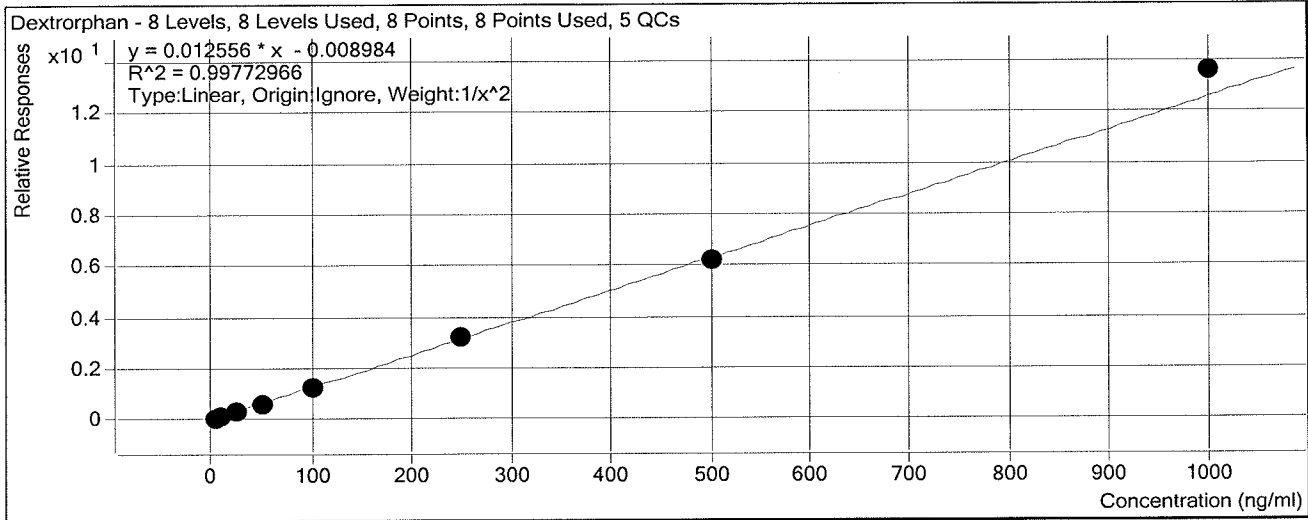
ISP Forensics Calibration Curve Report

Batch Data Path
Last Calib Update

D:\2017 Data\62817mdq p1\QuantResults\62817 mdqp1a.batch.bin
6/30/2017 11:21 AM

Analyst Name ISP TOX

Target Compound *Dextrorphan*
Internal Standard *Dextrorphan-D3*



Sample	Level	Enabled	Exp Conc	Final Conc	Accuracy
a cal 1-5ng	1	<input checked="" type="checkbox"/>	5	5.1	101.7
a cal 2-10ng	2	<input checked="" type="checkbox"/>	10	9.9	99.4
a QC 10	2	<input checked="" type="checkbox"/>	10	10.0	99.6
a cal 3-25ng	3	<input checked="" type="checkbox"/>	25	23.7	94.8
a cal 4-50ng	4	<input checked="" type="checkbox"/>	50	48.3	96.6
a cal 5-100ng	5	<input checked="" type="checkbox"/>	100	97.5	97.5
a qc 100	5	<input checked="" type="checkbox"/>	100	105.1	105.1
a qc 100 2nd	5	<input checked="" type="checkbox"/>	100	104.7	104.7
a cal 6-250ng	6	<input checked="" type="checkbox"/>	250	255.0	102.0
a QC 250	6	<input checked="" type="checkbox"/>	250	269.3	107.7
a cal 7-500ng	7	<input checked="" type="checkbox"/>	500	498.4	99.7
a cal 8-1000ng	8	<input checked="" type="checkbox"/>	1000	1082.5	108.3
a qc 1000	8	<input checked="" type="checkbox"/>	1000	1132.3	113.2

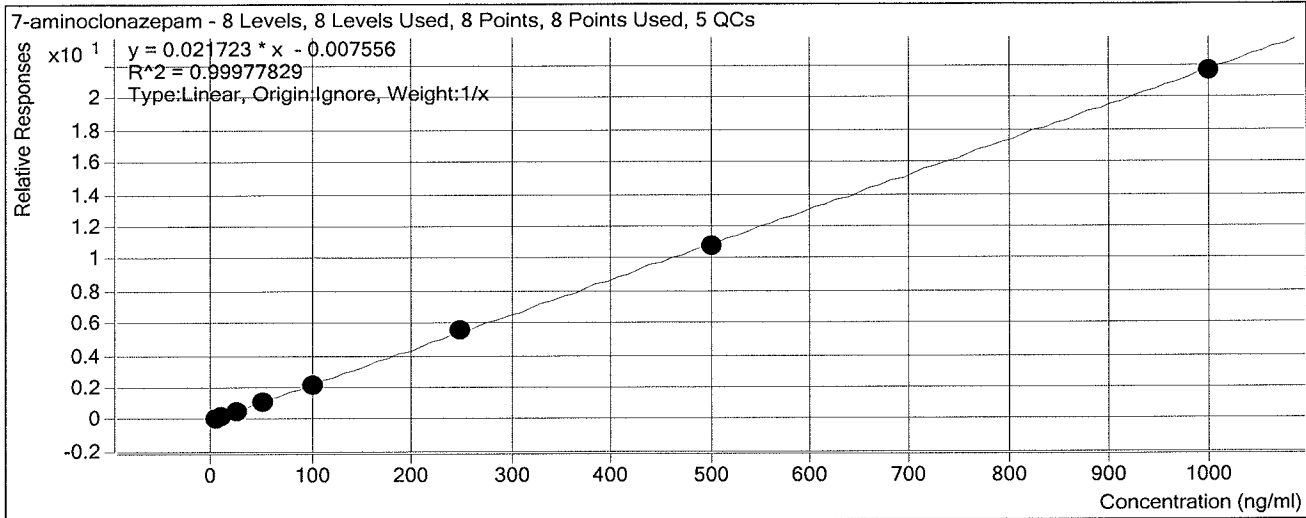
ISP Forensics Calibration Curve Report

Batch Data Path
Last Calib Update

D:\2017 Data\62817mdq p1\QuantResults\62817 mdqp1a.batch.bin
6/30/2017 11:21 AM

Analyst Name ISP TOX

Target Compound *7-aminoclonazepam*
Internal Standard *7-Aminoclonazepam-D4*



Sample	Level	Enabled	Exp Conc	Final Conc	Accuracy
a cal 1-5ng	1	<input checked="" type="checkbox"/>	5	5.3	106.9
a cal 2-10ng	2	<input checked="" type="checkbox"/>	10	9.5	94.9
a QC 10	2	<input checked="" type="checkbox"/>	10	10.5	104.6
a cal 3-25ng	3	<input checked="" type="checkbox"/>	25	24.6	98.3
a cal 4-50ng	4	<input checked="" type="checkbox"/>	50	48.1	96.2
a cal 5-100ng	5	<input checked="" type="checkbox"/>	100	101.7	101.7
a qc 100	5	<input checked="" type="checkbox"/>	100	105.1	105.1
a qc 100 2nd	5	<input checked="" type="checkbox"/>	100	107.9	107.9
a cal 6-250ng	6	<input checked="" type="checkbox"/>	250	257.2	102.9
a QC 250	6	<input checked="" type="checkbox"/>	250	271.9	108.8
a cal 7-500ng	7	<input checked="" type="checkbox"/>	500	497.1	99.4
a cal 8-1000ng	8	<input checked="" type="checkbox"/>	1000	996.5	99.7
a qc 1000	8	<input checked="" type="checkbox"/>	1000	1053.5	105.3

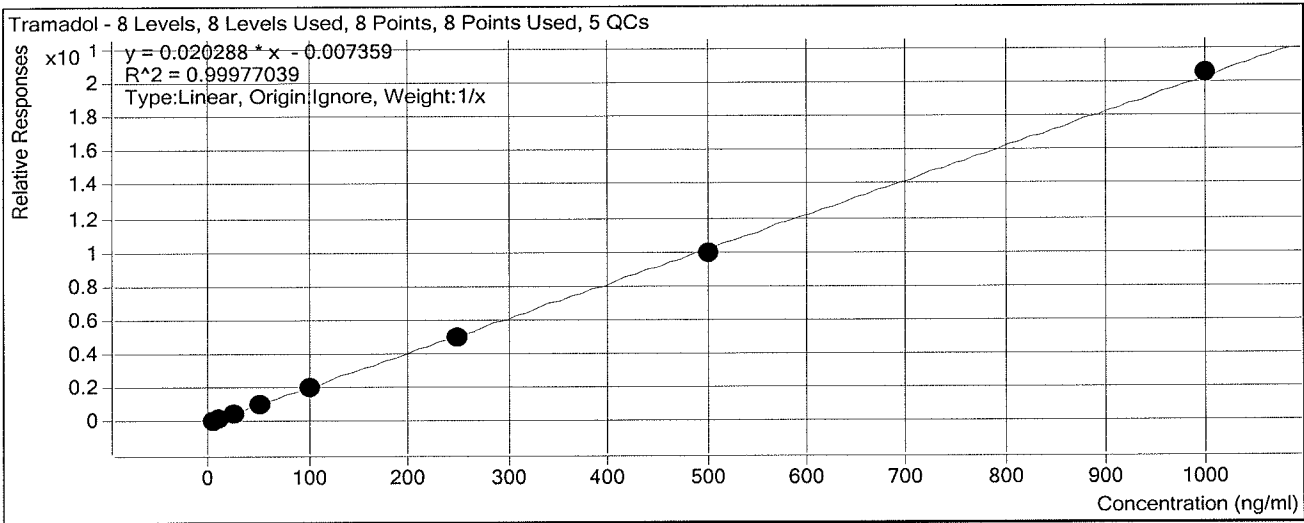
ISP Forensics Calibration Curve Report

Batch Data Path
Last Calib Update

D:\2017 Data\62817mdq p1\QuantResults\62817 mdqp1a.batch.bin
6/30/2017 11:21 AM

Analyst Name ISP TOX

Target Compound *Tramadol*
Internal Standard *Tramadol-13C-D3*



Sample	Level	Enabled	Exp Conc	Final Conc	Accuracy
a cal 1-5ng	1	<input checked="" type="checkbox"/>	5	5.1	102.7
a cal 2-10ng	2	<input checked="" type="checkbox"/>	10	9.9	99.3
a QC 10	2	<input checked="" type="checkbox"/>	10	10.1	101.5
a cal 3-25ng	3	<input checked="" type="checkbox"/>	25	25.1	100.4
a cal 4-50ng	4	<input checked="" type="checkbox"/>	50	49.6	99.2
a cal 5-100ng	5	<input checked="" type="checkbox"/>	100	100.9	100.9
a qc 100	5	<input checked="" type="checkbox"/>	100	98.4	98.4
a qc 100 2nd	5	<input checked="" type="checkbox"/>	100	102.5	102.5
a cal 6-250ng	6	<input checked="" type="checkbox"/>	250	244.0	97.6
a QC 250	6	<input checked="" type="checkbox"/>	250	255.6	102.2
a cal 7-500ng	7	<input checked="" type="checkbox"/>	500	493.0	98.6
a cal 8-1000ng	8	<input checked="" type="checkbox"/>	1000	1012.3	101.2
a qc 1000	8	<input checked="" type="checkbox"/>	1000	1014.7	101.5

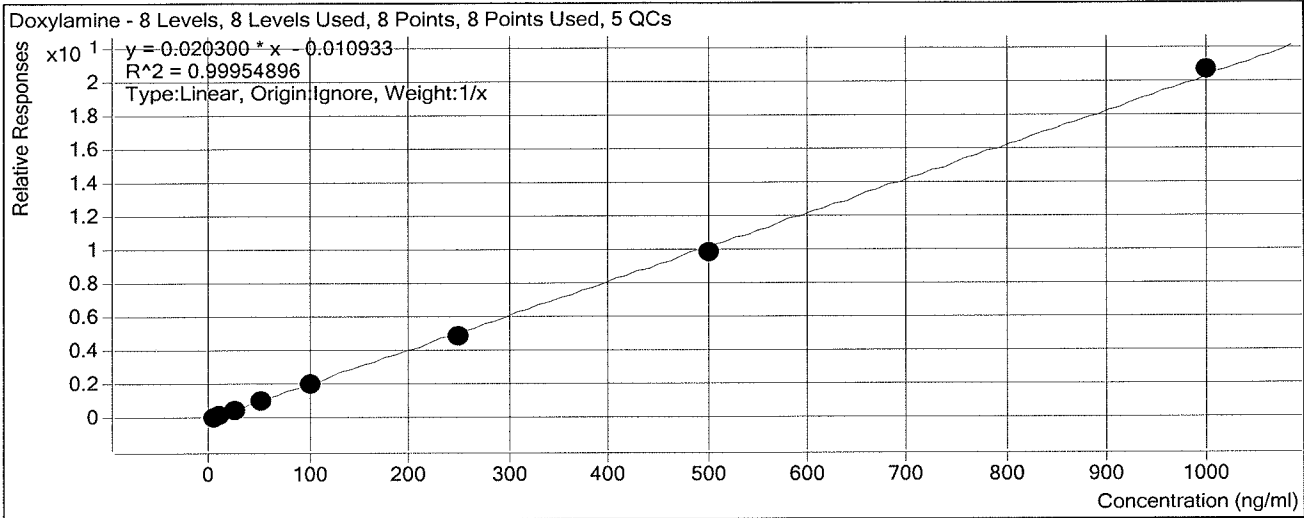
ISP Forensics Calibration Curve Report

Batch Data Path
Last Calib Update

D:\2017 Data\62817mdq p1\QuantResults\62817 mdqp1a.batch.bin
6/30/2017 11:21 AM

Analyst Name ISP TOX

Target Compound *Doxylamine*
Internal Standard *Doxylamine-D5*



Sample	Level	Enabled	Exp Conc	Final Conc	Accuracy
a cal 1-5ng	1	<input checked="" type="checkbox"/>	5	5.1	101.5
a cal 2-10ng	2	<input checked="" type="checkbox"/>	10	10.2	102.0
a QC 10	2	<input checked="" type="checkbox"/>	10	10.3	103.3
a cal 3-25ng	3	<input checked="" type="checkbox"/>	25	25.4	101.6
a cal 4-50ng	4	<input checked="" type="checkbox"/>	50	49.6	99.2
a cal 5-100ng	5	<input checked="" type="checkbox"/>	100	98.4	98.4
a qc 100	5	<input checked="" type="checkbox"/>	100	103.2	103.2
a qc 100 2nd	5	<input checked="" type="checkbox"/>	100	108.2	108.2
a cal 6-250ng	6	<input checked="" type="checkbox"/>	250	244.4	97.8
a QC 250	6	<input checked="" type="checkbox"/>	250	242.6	97.0
a cal 7-500ng	7	<input checked="" type="checkbox"/>	500	488.2	97.6
a cal 8-1000ng	8	<input checked="" type="checkbox"/>	1000	1018.8	101.9
a qc 1000	8	<input checked="" type="checkbox"/>	1000	1055.9	105.6

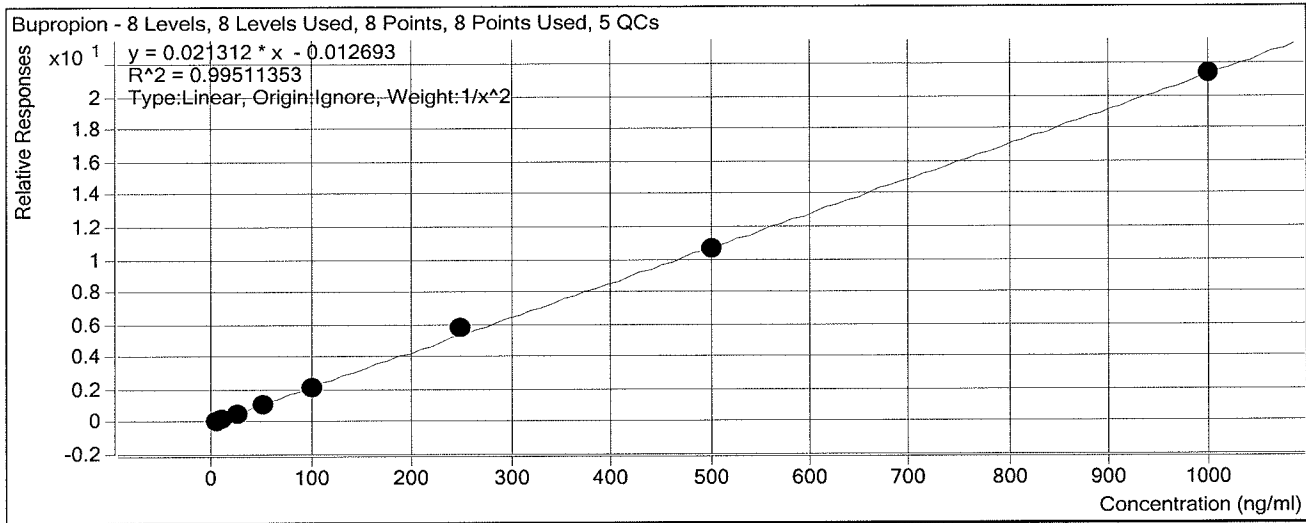
ISP Forensics Calibration Curve Report

Batch Data Path
Last Calib Update

D:\2017 Data\62817mdq p1\QuantResults\62817 mdqp1a.batch.bin
6/30/2017 11:21 AM

Analyst Name ISP TOX

Target Compound *Bupropion*
Internal Standard *Bupropion-D9*



Sample	Level	Enabled	Exp Conc	Final Conc	Accuracy
a cal 1-5ng	1	<input checked="" type="checkbox"/>	5	5.3	106.5
a cal 2-10ng	2	<input checked="" type="checkbox"/>	10	8.8	88.0
a QC 10	2	<input checked="" type="checkbox"/>	10	9.6	96.4
a cal 3-25ng	3	<input checked="" type="checkbox"/>	25	24.2	96.9
a cal 4-50ng	4	<input checked="" type="checkbox"/>	50	49.8	99.5
a cal 5-100ng	5	<input checked="" type="checkbox"/>	100	100.6	100.6
a qc 100	5	<input checked="" type="checkbox"/>	100	93.1	93.1
a qc 100 2nd	5	<input checked="" type="checkbox"/>	100	92.7	92.7
a cal 6-250ng	6	<input checked="" type="checkbox"/>	250	269.9	108.0
a QC 250	6	<input checked="" type="checkbox"/>	250	238.0	95.2
a cal 7-500ng	7	<input checked="" type="checkbox"/>	500	500.8	100.2
a cal 8-1000ng	8	<input checked="" type="checkbox"/>	1000	1003.7	100.4
a qc 1000	8	<input checked="" type="checkbox"/>	1000	893.1	89.3

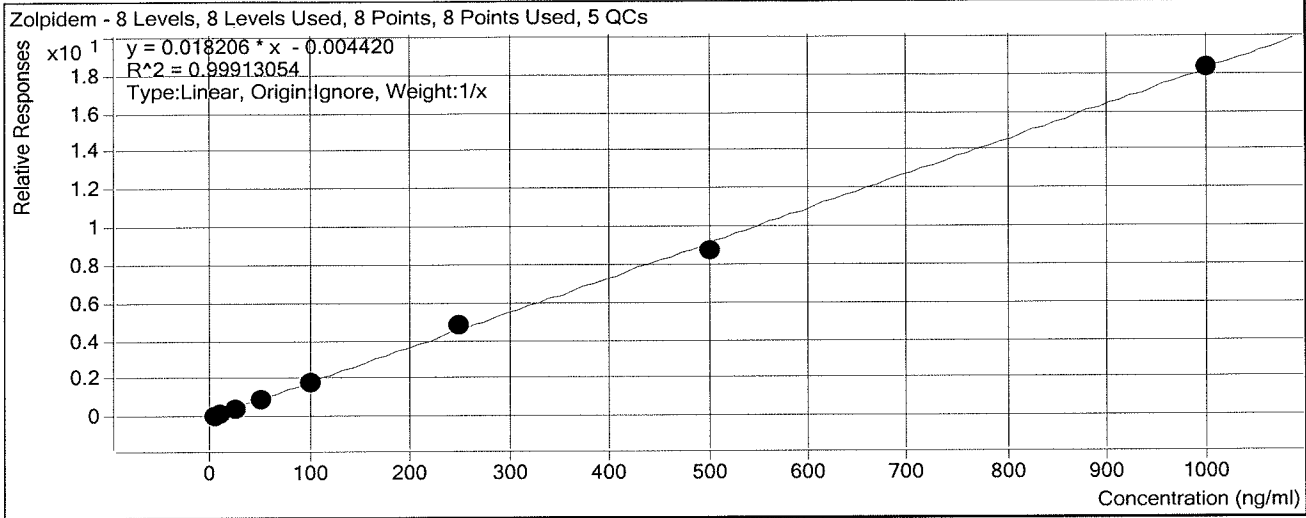
ISP Forensics Calibration Curve Report

Batch Data Path
Last Calib Update

D:\2017 Data\62817mdq p1\QuantResults\62817 mdqp1a.batch.bin
6/30/2017 11:21 AM

Analyst Name ISP TOX

Target Compound *Zolpidem*
Internal Standard *Zolpidem-D6*



Sample	Level	Enabled	Exp Conc	Final Conc	Accuracy
a cal 1-5ng	1	<input checked="" type="checkbox"/>	5	4.8	95.7
a cal 2-10ng	2	<input checked="" type="checkbox"/>	10	9.9	99.2
a QC 10	2	<input checked="" type="checkbox"/>	10	10.1	100.5
a cal 3-25ng	3	<input checked="" type="checkbox"/>	25	24.6	98.5
a cal 4-50ng	4	<input checked="" type="checkbox"/>	50	53.2	106.5
a cal 5-100ng	5	<input checked="" type="checkbox"/>	100	98.4	98.4
a qc 100	5	<input checked="" type="checkbox"/>	100	103.5	103.5
a qc 100 2nd	5	<input checked="" type="checkbox"/>	100	106.0	106.0
a cal 6-250ng	6	<input checked="" type="checkbox"/>	250	262.4	105.0
a QC 250	6	<input checked="" type="checkbox"/>	250	258.2	103.3
a cal 7-500ng	7	<input checked="" type="checkbox"/>	500	481.9	96.4
a cal 8-1000ng	8	<input checked="" type="checkbox"/>	1000	1004.8	100.5
a qc 1000	8	<input checked="" type="checkbox"/>	1000	977.1	97.7

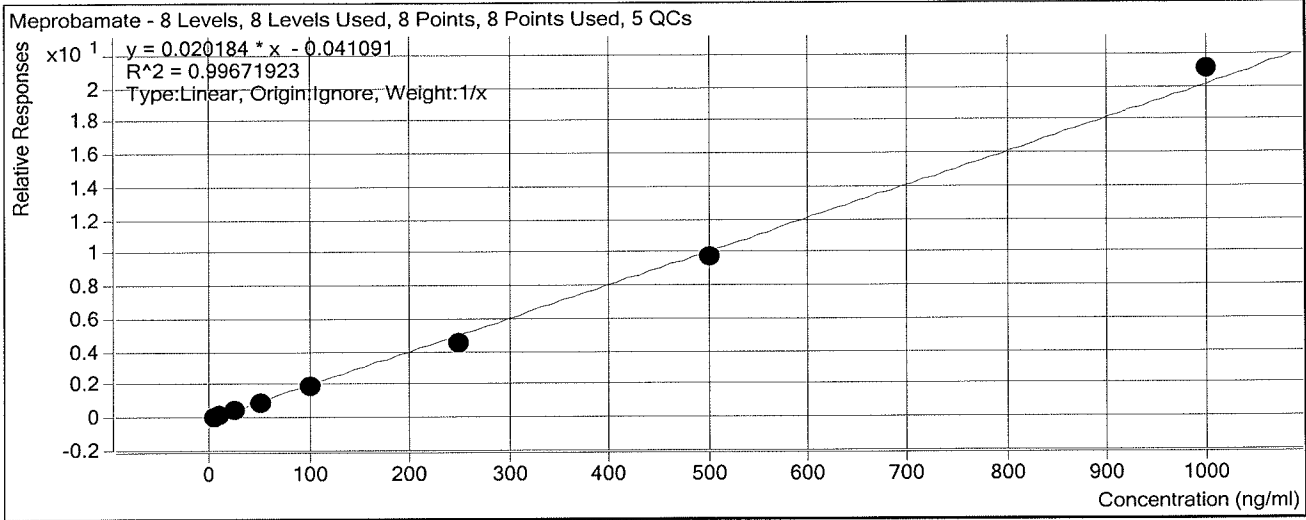
ISP Forensics Calibration Curve Report

Batch Data Path
Last Calib Update

D:\2017 Data\62817mdq p1\QuantResults\62817 mdqp1a.batch.bin
6/30/2017 11:21 AM

Analyst Name ISP TOX

Target Compound *Meprobamate*
Internal Standard *Meprobamate-D7*



Sample	Level	Enabled	Exp Conc	Final Conc	Accuracy
a cal 1-5ng	1	<input checked="" type="checkbox"/>	5	6.0	119.3
a cal 2-10ng	2	<input checked="" type="checkbox"/>	10	11.0	110.0
a QC 10	2	<input checked="" type="checkbox"/>	10	10.4	103.8
a cal 3-25ng	3	<input checked="" type="checkbox"/>	25	24.3	97.2
a cal 4-50ng	4	<input checked="" type="checkbox"/>	50	43.3	86.6
a cal 5-100ng	5	<input checked="" type="checkbox"/>	100	93.3	93.3
a qc 100	5	<input checked="" type="checkbox"/>	100	95.1	95.1
a qc 100 2nd	5	<input checked="" type="checkbox"/>	100	97.7	97.7
a cal 6-250ng	6	<input checked="" type="checkbox"/>	250	228.7	91.5
a QC 250	6	<input checked="" type="checkbox"/>	250	276.9	110.7
a cal 7-500ng	7	<input checked="" type="checkbox"/>	500	487.9	97.6
a cal 8-1000ng	8	<input checked="" type="checkbox"/>	1000	1045.5	104.6
a qc 1000	8	<input checked="" type="checkbox"/>	1000	1014.8	101.5

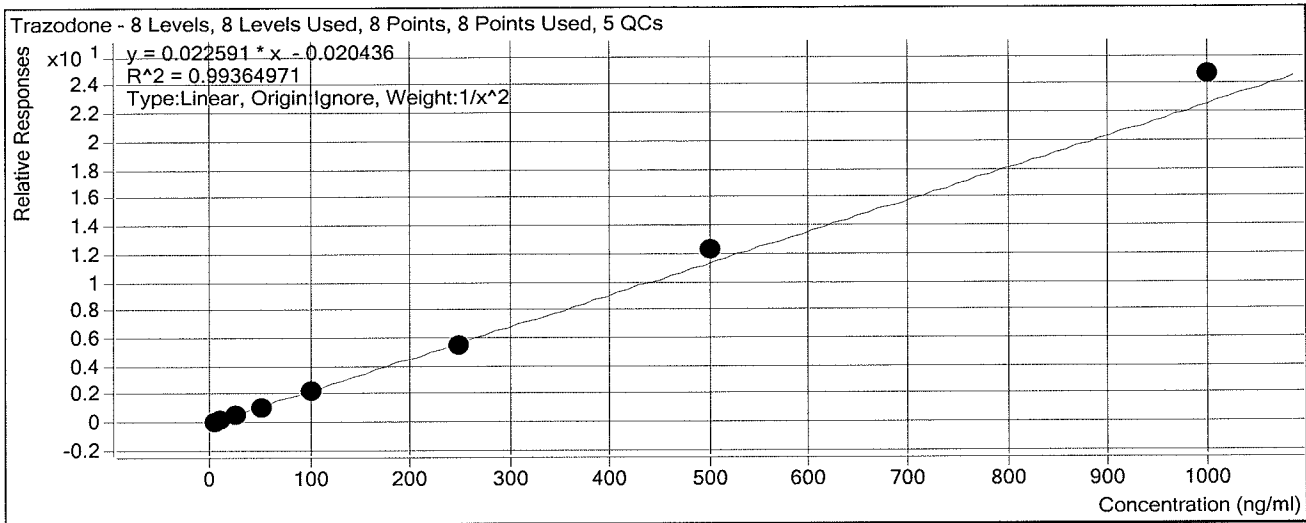
ISP Forensics Calibration Curve Report

Batch Data Path
Last Calib Update

D:\2017 Data\62817mdq p1\QuantResults\62817 mdqp1a.batch.bin
6/30/2017 11:21 AM

Analyst Name ISP TOX

Target Compound Trazodone
Internal Standard Trazodone-D6



Sample	Level	Enabled	Exp Conc	Final Conc	Accuracy
a cal 1-5ng	1	<input checked="" type="checkbox"/>	5	5.3	105.1
a cal 2-10ng	2	<input checked="" type="checkbox"/>	10	9.4	93.8
a QC 10	2	<input checked="" type="checkbox"/>	10	10.1	101.1
a cal 3-25ng	3	<input checked="" type="checkbox"/>	25	23.4	93.7
a cal 4-50ng	4	<input checked="" type="checkbox"/>	50	46.3	92.5
a cal 5-100ng	5	<input checked="" type="checkbox"/>	100	98.5	98.5
a qc 100	5	<input checked="" type="checkbox"/>	100	111.4	111.4
a qc 100 2nd	5	<input checked="" type="checkbox"/>	100	110.6	110.6
a cal 6-250ng	6	<input checked="" type="checkbox"/>	250	244.9	98.0
a QC 250	6	<input checked="" type="checkbox"/>	250	255.6	102.2
a cal 7-500ng	7	<input checked="" type="checkbox"/>	500	545.2	109.0
a cal 8-1000ng	8	<input checked="" type="checkbox"/>	1000	1094.0	109.4
a qc 1000	8	<input checked="" type="checkbox"/>	1000	1121.8	112.2

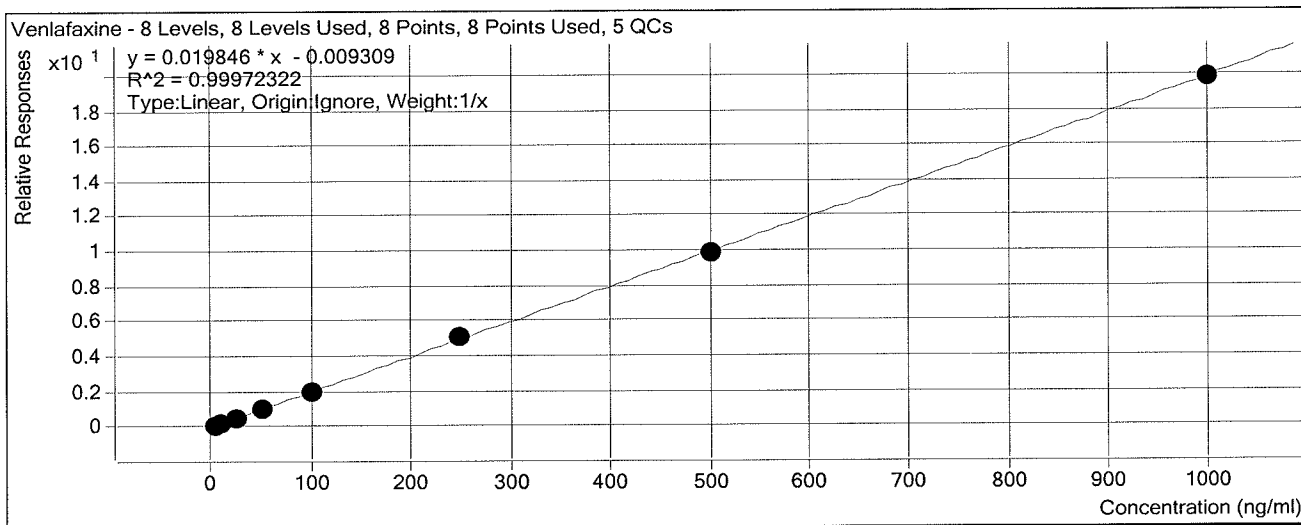
ISP Forensics Calibration Curve Report

Batch Data Path
Last Calib Update

D:\2017 Data\62817mdq p1\QuantResults\62817 mdqp1a.batch.bin
6/30/2017 11:21 AM

Analyst Name ISP TOX

Target Compound Venlafaxine
Internal Standard Venlafaxine-D6



Sample	Level	Enabled	Exp Conc	Final Conc	Accuracy
a cal 1-5ng	1	<input checked="" type="checkbox"/>	5	5.5	109.5
a cal 2-10ng	2	<input checked="" type="checkbox"/>	10	10.2	101.9
a QC 10	2	<input checked="" type="checkbox"/>	10	10.2	102.0
a cal 3-25ng	3	<input checked="" type="checkbox"/>	25	22.8	91.0
a cal 4-50ng	4	<input checked="" type="checkbox"/>	50	47.4	94.9
a cal 5-100ng	5	<input checked="" type="checkbox"/>	100	100.9	100.9
a qc 100	5	<input checked="" type="checkbox"/>	100	108.4	108.4
a qc 100 2nd	5	<input checked="" type="checkbox"/>	100	103.4	103.4
a cal 6-250ng	6	<input checked="" type="checkbox"/>	250	254.9	101.9
a QC 250	6	<input checked="" type="checkbox"/>	250	253.3	101.3
a cal 7-500ng	7	<input checked="" type="checkbox"/>	500	500.7	100.1
a cal 8-1000ng	8	<input checked="" type="checkbox"/>	1000	997.7	99.8
a qc 1000	8	<input checked="" type="checkbox"/>	1000	1076.4	107.6

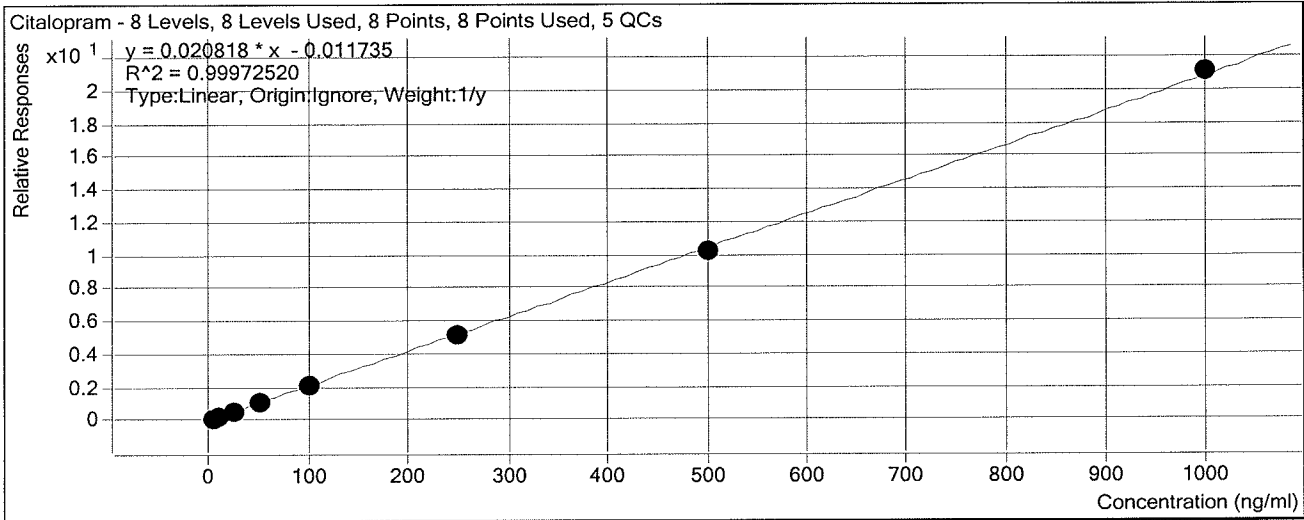
ISP Forensics Calibration Curve Report

Batch Data Path
Last Calib Update

D:\2017 Data\62817mdq p1\QuantResults\62817 mdqp1a.batch.bin
6/30/2017 11:21 AM

Analyst Name ISP TOX

Target Compound *Citalopram*
Internal Standard *Citalopram-D6*



Sample	Level	Enabled	Exp Conc	Final Conc	Accuracy
a cal 1-5ng	1	<input checked="" type="checkbox"/>	5	5.3	106.4
a cal 2-10ng	2	<input checked="" type="checkbox"/>	10	9.7	96.8
a QC 10	2	<input checked="" type="checkbox"/>	10	10.2	102.4
a cal 3-25ng	3	<input checked="" type="checkbox"/>	25	25.9	103.5
a cal 4-50ng	4	<input checked="" type="checkbox"/>	50	48.3	96.6
a cal 5-100ng	5	<input checked="" type="checkbox"/>	100	98.1	98.1
a qc 100	5	<input checked="" type="checkbox"/>	100	107.2	107.2
a qc 100 2nd	5	<input checked="" type="checkbox"/>	100	101.4	101.4
a cal 6-250ng	6	<input checked="" type="checkbox"/>	250	247.9	99.2
a QC 250	6	<input checked="" type="checkbox"/>	250	254.8	101.9
a cal 7-500ng	7	<input checked="" type="checkbox"/>	500	492.0	98.4
a cal 8-1000ng	8	<input checked="" type="checkbox"/>	1000	1013.4	101.3
a qc 1000	8	<input checked="" type="checkbox"/>	1000	1039.3	103.9

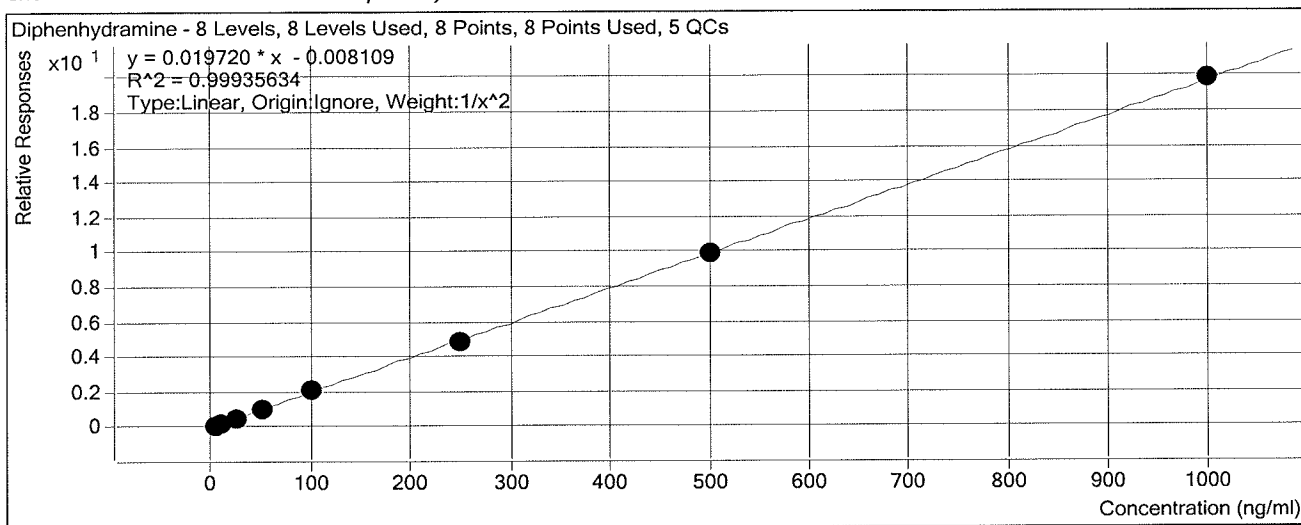
ISP Forensics Calibration Curve Report

Batch Data Path
Last Calib Update

D:\2017 Data\62817mdq p1\QuantResults\62817 mdqp1a.batch.bin
6/30/2017 11:21 AM

Analyst Name ISP TOX

Target Compound *Diphenhydramine*
Internal Standard *Diphenhydramine-D3*



Sample	Level	Enabled	Exp Conc	Final Conc	Accuracy
a cal 1-5ng	1	<input checked="" type="checkbox"/>	5	5.1	102.0
a cal 2-10ng	2	<input checked="" type="checkbox"/>	10	9.7	96.5
a QC 10	2	<input checked="" type="checkbox"/>	10	10.3	102.8
a cal 3-25ng	3	<input checked="" type="checkbox"/>	25	24.4	97.6
a cal 4-50ng	4	<input checked="" type="checkbox"/>	50	50.1	100.3
a cal 5-100ng	5	<input checked="" type="checkbox"/>	100	103.3	103.3
a qc 100	5	<input checked="" type="checkbox"/>	100	106.5	106.5
a qc 100 2nd	5	<input checked="" type="checkbox"/>	100	103.3	103.3
a cal 6-250ng	6	<input checked="" type="checkbox"/>	250	248.5	99.4
a QC 250	6	<input checked="" type="checkbox"/>	250	261.8	104.7
a cal 7-500ng	7	<input checked="" type="checkbox"/>	500	500.6	100.1
a cal 8-1000ng	8	<input checked="" type="checkbox"/>	1000	1007.6	100.8
a qc 1000	8	<input checked="" type="checkbox"/>	1000	1032.7	103.3

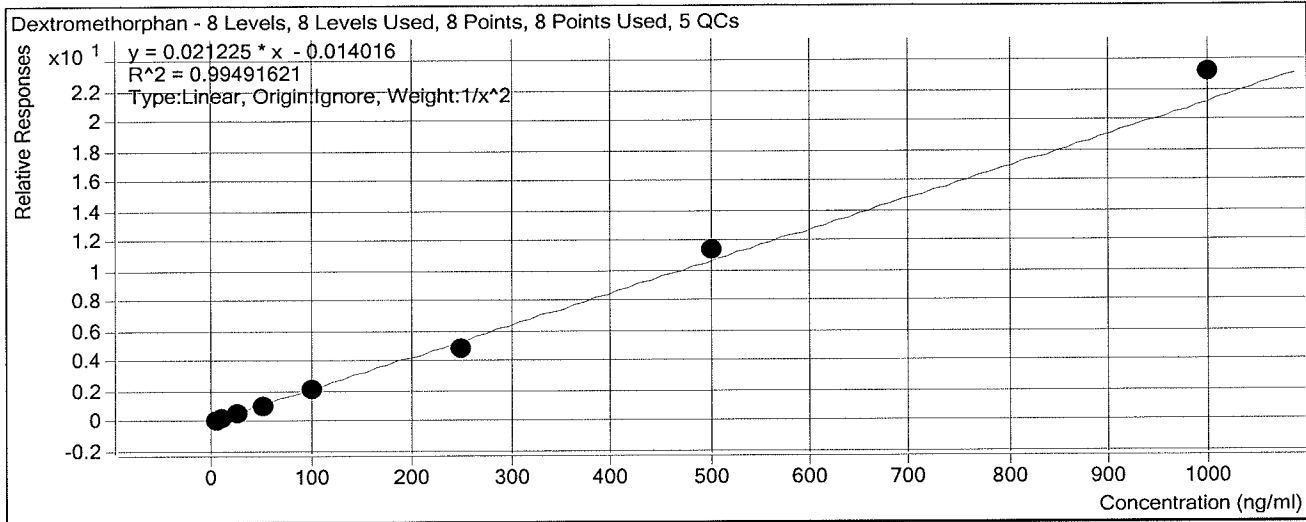
ISP Forensics Calibration Curve Report

Batch Data Path
Last Calib Update

D:\2017 Data\62817mdq p1\QuantResults\62817 mdqp1a.batch.bin
6/30/2017 11:21 AM

Analyst Name ISP TOX

Target Compound *Dextromethorphan*
Internal Standard *Dextromethorphan-D3*



Sample	Level	Enabled	Exp Conc	Final Conc	Accuracy
a cal 1-5ng	1	<input checked="" type="checkbox"/>	5	5.2	103.6
a cal 2-10ng	2	<input checked="" type="checkbox"/>	10	9.5	94.9
a QC 10	2	<input checked="" type="checkbox"/>	10	9.6	96.2
a cal 3-25ng	3	<input checked="" type="checkbox"/>	25	24.0	96.1
a cal 4-50ng	4	<input checked="" type="checkbox"/>	50	49.7	99.4
a cal 5-100ng	5	<input checked="" type="checkbox"/>	100	97.5	97.5
a qc 100	5	<input checked="" type="checkbox"/>	100	110.8	110.8
a qc 100 2nd	5	<input checked="" type="checkbox"/>	100	92.9	92.9
a cal 6-250ng	6	<input checked="" type="checkbox"/>	250	229.5	91.8
a QC 250	6	<input checked="" type="checkbox"/>	250	256.7	102.7
a cal 7-500ng	7	<input checked="" type="checkbox"/>	500	537.0	107.4
a cal 8-1000ng	8	<input checked="" type="checkbox"/>	1000	1093.1	109.3
a qc 1000	8	<input checked="" type="checkbox"/>	1000	1079.4	107.9

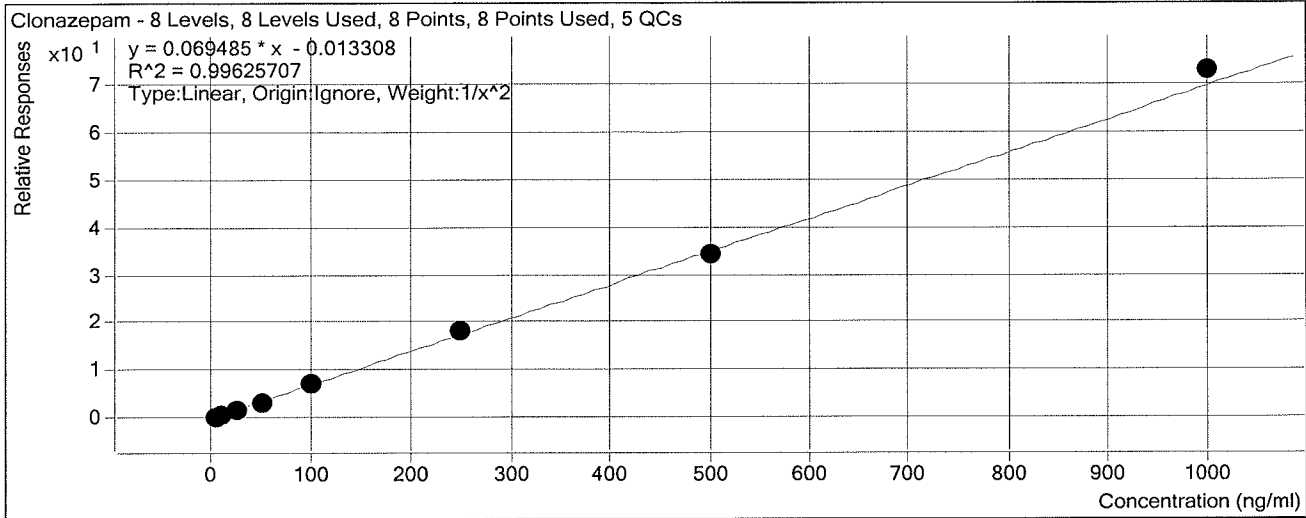
ISP Forensics Calibration Curve Report

Batch Data Path
Last Calib Update

D:\2017 Data\62817mdq p1\QuantResults\62817 mdqp1a.batch.bin
6/30/2017 11:21 AM

Analyst Name ISP TOX

Target Compound *Clonazepam*
Internal Standard *Clonazepam-D4*



Sample	Level	Enabled	Exp Conc	Final Conc	Accuracy
a cal 1-5ng	1	<input checked="" type="checkbox"/>	5	5.2	104.7
a cal 2-10ng	2	<input checked="" type="checkbox"/>	10	9.2	92.3
a QC 10	2	<input checked="" type="checkbox"/>	10	9.9	99.4
a cal 3-25ng	3	<input checked="" type="checkbox"/>	25	24.4	97.5
a cal 4-50ng	4	<input checked="" type="checkbox"/>	50	46.6	93.1
a cal 5-100ng	5	<input checked="" type="checkbox"/>	100	103.9	103.9
a qc 100	5	<input checked="" type="checkbox"/>	100	101.9	101.9
a qc 100 2nd	5	<input checked="" type="checkbox"/>	100	106.6	106.6
a cal 6-250ng	6	<input checked="" type="checkbox"/>	250	262.3	104.9
a QC 250	6	<input checked="" type="checkbox"/>	250	253.1	101.3
a cal 7-500ng	7	<input checked="" type="checkbox"/>	500	494.1	98.8
a cal 8-1000ng	8	<input checked="" type="checkbox"/>	1000	1047.3	104.7
a qc 1000	8	<input checked="" type="checkbox"/>	1000	983.7	98.4

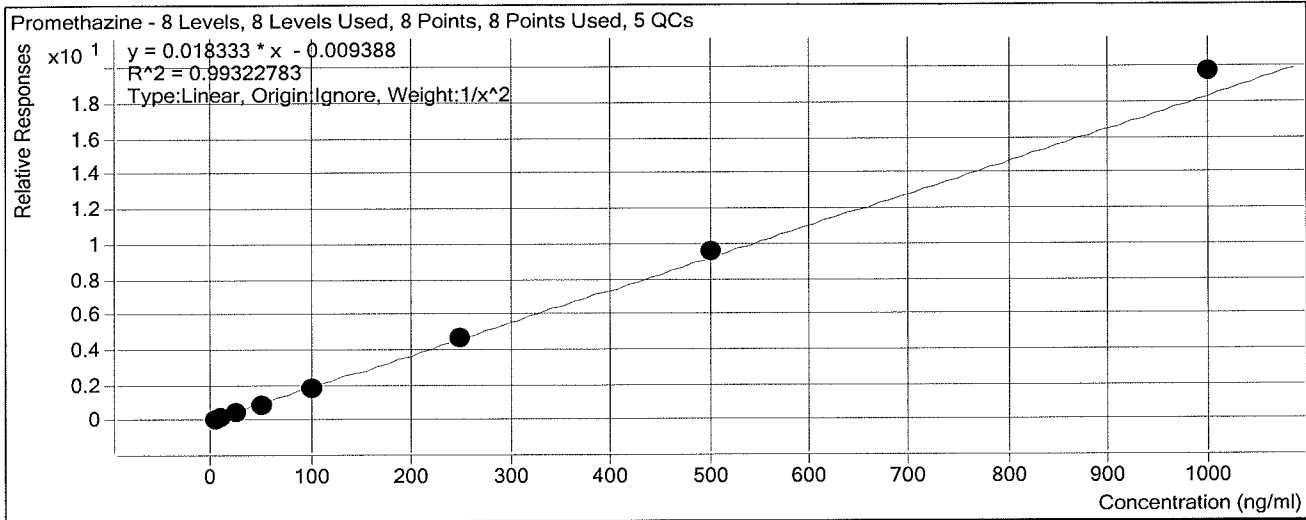
ISP Forensics Calibration Curve Report

Batch Data Path
Last Calib Update

D:\2017 Data\62817mdq p1\QuantResults\62817 mdqp1a.batch.bin
6/30/2017 11:21 AM

Analyst Name ISP TOX

Target Compound *Promethazine*
Internal Standard *Promethazine-D3*



Sample	Level	Enabled	Exp Conc	Final Conc	Accuracy
a cal 1-5ng	1	<input checked="" type="checkbox"/>	5	5.2	103.7
a cal 2-10ng	2	<input checked="" type="checkbox"/>	10	9.9	99.1
a QC 10	2	<input checked="" type="checkbox"/>	10	10.0	99.9
a cal 3-25ng	3	<input checked="" type="checkbox"/>	25	21.0	84.1
a cal 4-50ng	4	<input checked="" type="checkbox"/>	50	49.0	98.1
a cal 5-100ng	5	<input checked="" type="checkbox"/>	100	100.0	100.0
a qc 100	5	<input checked="" type="checkbox"/>	100	103.2	103.2
a qc 100 2nd	5	<input checked="" type="checkbox"/>	100	95.5	95.5
a cal 6-250ng	6	<input checked="" type="checkbox"/>	250	255.3	102.1
a QC 250	6	<input checked="" type="checkbox"/>	250	258.4	103.4
a cal 7-500ng	7	<input checked="" type="checkbox"/>	500	525.7	105.1
a cal 8-1000ng	8	<input checked="" type="checkbox"/>	1000	1076.9	107.7
a qc 1000	8	<input checked="" type="checkbox"/>	1000	1022.2	102.2

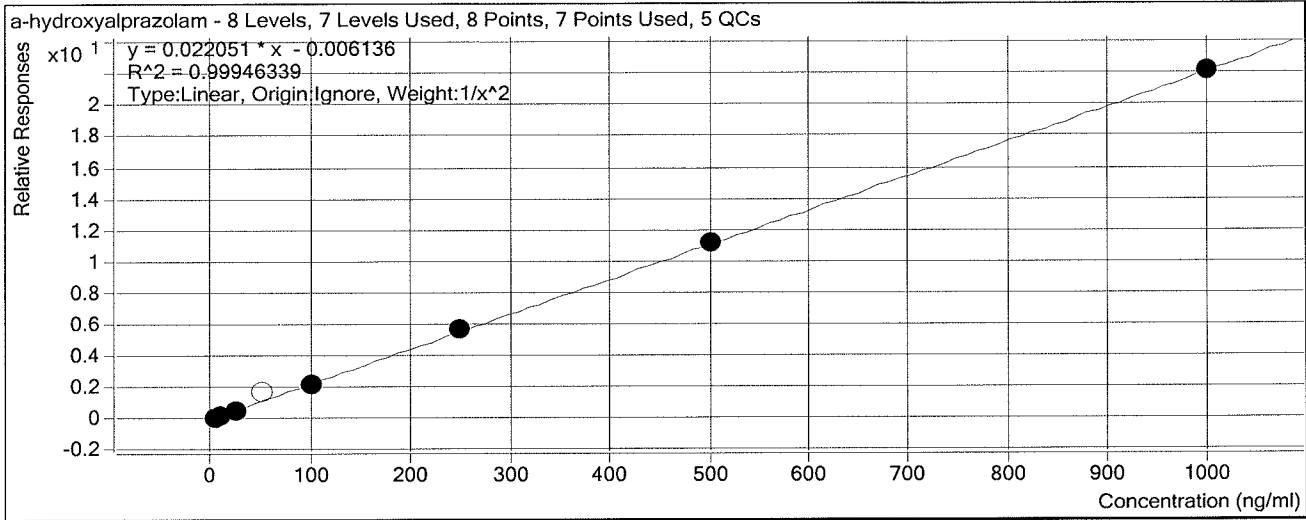
ISP Forensics Calibration Curve Report

Batch Data Path
Last Calib Update

D:\2017 Data\62817mdq p1\QuantResults\62817 mdqp1a.batch.bin
6/30/2017 11:21 AM

Analyst Name ISP TOX

Target Compound *a-hydroxyalprazolam*
Internal Standard *a-hydroxyalprazolam-D5*



Sample	Level	Enabled	Exp Conc	Final Conc	Accuracy
a cal 1-5ng	1	<input checked="" type="checkbox"/>	5	5.0	100.7
a cal 2-10ng	2	<input checked="" type="checkbox"/>	10	10.0	99.6
a QC 10	2	<input checked="" type="checkbox"/>	10	8.5	85.3
a cal 3-25ng	3	<input checked="" type="checkbox"/>	25	24.5	98.1
a cal 4-50ng	4	<input type="checkbox"/>	50	80.2	160.5
a cal 5-100ng	5	<input checked="" type="checkbox"/>	100	96.8	96.8
a qc 100	5	<input checked="" type="checkbox"/>	100	56.1	56.1
a qc 100 2nd	5	<input checked="" type="checkbox"/>	100	112.9	112.9
a cal 6-250ng	6	<input checked="" type="checkbox"/>	250	256.6	102.6
a QC 250	6	<input checked="" type="checkbox"/>	250	277.7	111.1
a cal 7-500ng	7	<input checked="" type="checkbox"/>	500	508.8	101.8
a cal 8-1000ng	8	<input checked="" type="checkbox"/>	1000	1003.8	100.4
a qc 1000	8	<input checked="" type="checkbox"/>	1000	1161.6	116.2

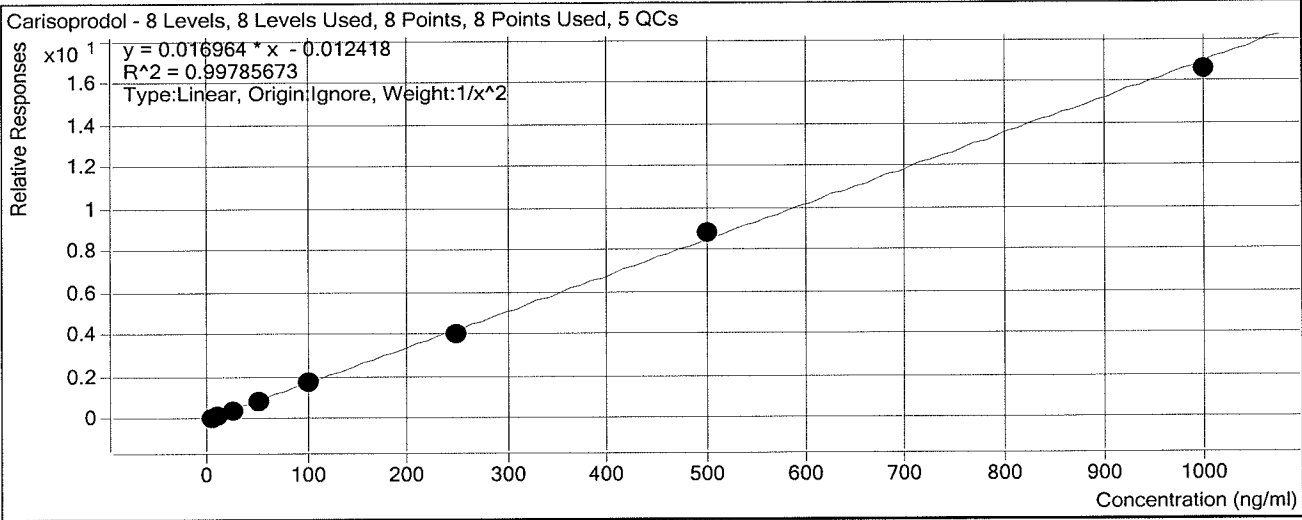
ISP Forensics Calibration Curve Report

Batch Data Path
Last Calib Update

D:\2017 Data\62817mdq p1\QuantResults\62817 mdqp1a.batch.bin
6/30/2017 11:21 AM

Analyst Name ISP TOX

Target Compound *Carisoprodol*
Internal Standard *Carisoprodol-D7*



Sample	Level	Enabled	Exp Conc	Final Conc	Accuracy
a cal 1-5ng	1	<input checked="" type="checkbox"/>	5	5.1	102.7
a cal 2-10ng	2	<input checked="" type="checkbox"/>	10	9.3	92.9
a QC 10	2	<input checked="" type="checkbox"/>	10	11.4	113.7
a cal 3-25ng	3	<input checked="" type="checkbox"/>	25	25.7	102.7
a cal 4-50ng	4	<input checked="" type="checkbox"/>	50	51.4	102.8
a cal 5-100ng	5	<input checked="" type="checkbox"/>	100	100.3	100.3
a qc 100	5	<input checked="" type="checkbox"/>	100	102.8	102.8
a qc 100 2nd	5	<input checked="" type="checkbox"/>	100	90.5	90.5
a cal 6-250ng	6	<input checked="" type="checkbox"/>	250	240.4	96.2
a QC 250	6	<input checked="" type="checkbox"/>	250	259.9	104.0
a cal 7-500ng	7	<input checked="" type="checkbox"/>	500	522.9	104.6
a cal 8-1000ng	8	<input checked="" type="checkbox"/>	1000	977.9	97.8
a qc 1000	8	<input checked="" type="checkbox"/>	1000	1001.8	100.2

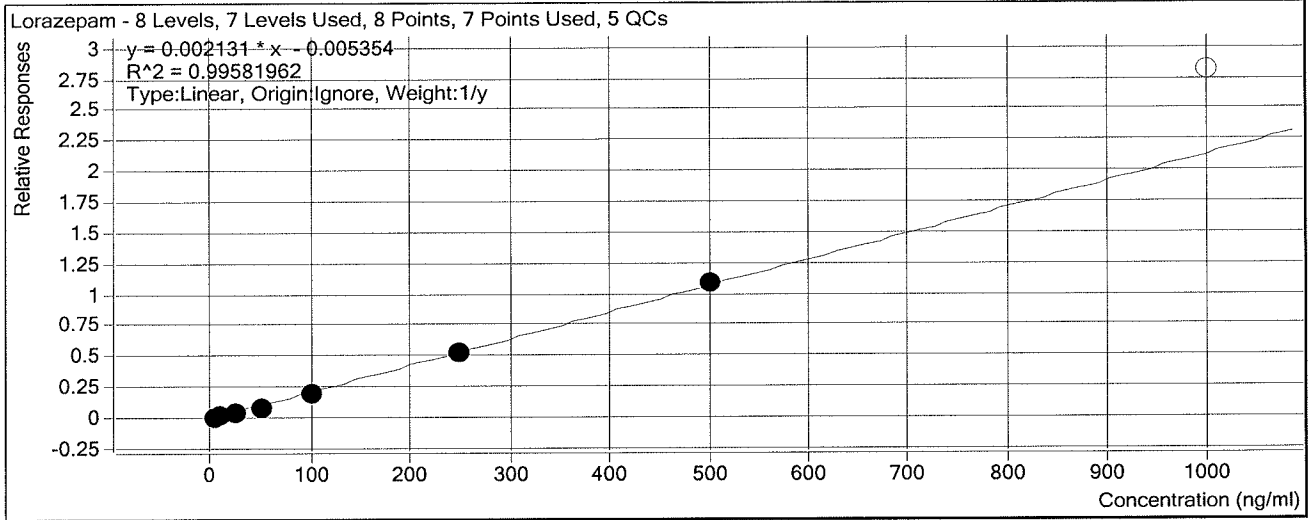
ISP Forensics Calibration Curve Report

Batch Data Path
Last Calib Update

D:\2017 Data\62817mdq p1\QuantResults\62817 mdqp1a.batch.bin
6/30/2017 11:21 AM

Analyst Name ISP TOX

Target Compound *Lorazepam*
Internal Standard *Alprazolam-D5*



Sample	Level	Enabled	Exp Conc	Final Conc	Accuracy
a cal 1-5ng	1	<input checked="" type="checkbox"/>	5	6.4	127.1
a cal 2-10ng	2	<input checked="" type="checkbox"/>	10	10.0	100.5
a QC 10	2	<input checked="" type="checkbox"/>	10	10.0	99.7
a cal 3-25ng	3	<input checked="" type="checkbox"/>	25	22.4	89.8
a cal 4-50ng	4	<input checked="" type="checkbox"/>	50	42.1	84.2
a cal 5-100ng	5	<input checked="" type="checkbox"/>	100	93.6	93.6
a qc 100	5	<input checked="" type="checkbox"/>	100	87.4	87.4
a qc 100 2nd	5	<input checked="" type="checkbox"/>	100	83.7	83.7
a cal 6-250ng	6	<input checked="" type="checkbox"/>	250	251.2	100.5
a QC 250	6	<input checked="" type="checkbox"/>	250	250.0	100.0
a cal 7-500ng	7	<input checked="" type="checkbox"/>	500	517.7	103.5
a cal 8-1000ng	8	<input type="checkbox"/>	1000	1321.0	132.1
a qc 1000	8	<input type="checkbox"/>	1000	1485.0	148.5

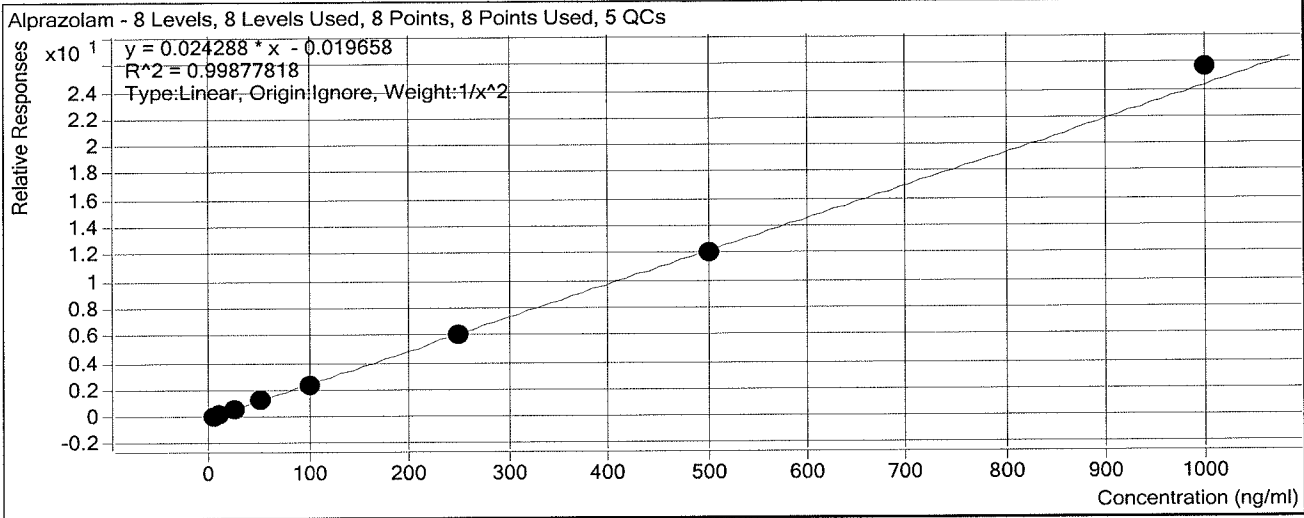
ISP Forensics Calibration Curve Report

Batch Data Path
Last Calib Update

D:\2017 Data\62817mdq p1\QuantResults\62817 mdqp1a.batch.bin
6/30/2017 11:21 AM

Analyst Name ISP TOX

Target Compound *Alprazolam*
Internal Standard *Alprazolam-D5*



Sample	Level	Enabled	Exp Conc	Final Conc	Accuracy
a cal 1-5ng	1	<input checked="" type="checkbox"/>	5	5.1	102.5
a cal 2-10ng	2	<input checked="" type="checkbox"/>	10	9.6	96.2
a QC 10	2	<input checked="" type="checkbox"/>	10	10.7	106.9
a cal 3-25ng	3	<input checked="" type="checkbox"/>	25	24.2	96.7
a cal 4-50ng	4	<input checked="" type="checkbox"/>	50	50.6	101.1
a cal 5-100ng	5	<input checked="" type="checkbox"/>	100	98.9	98.9
a qc 100	5	<input checked="" type="checkbox"/>	100	107.4	107.4
a qc 100 2nd	5	<input checked="" type="checkbox"/>	100	99.4	99.4
a cal 6-250ng	6	<input checked="" type="checkbox"/>	250	248.8	99.5
a QC 250	6	<input checked="" type="checkbox"/>	250	249.8	99.9
a cal 7-500ng	7	<input checked="" type="checkbox"/>	500	497.8	99.6
a cal 8-1000ng	8	<input checked="" type="checkbox"/>	1000	1055.1	105.5
a qc 1000	8	<input checked="" type="checkbox"/>	1000	1070.7	107.1

ISP FORENSICS - Cd'A Instrument # 62340

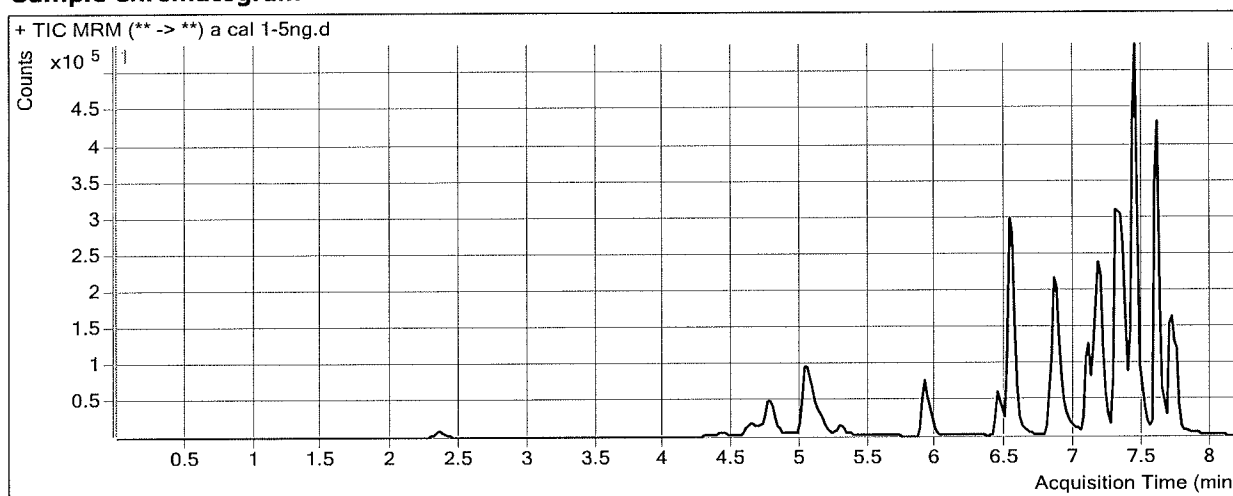
Multi-Drug Confirmatory Analysis Report

Batch Data Path	D:\2017 Data\62817mdq p1\QuantResults\62817 mdqp1a.batch.bin		
Analysis Time	6/30/2017 11:21 AM	Analyst Name	ISP Tox
Report Time	6/30/2017 12:08 PM	Reporter Name	ISP Tox
Last Calib Update	6/30/2017 11:21 AM	Batch State	Processed

Analysis Info

Acq Time	2017-06-28 11:37	Data File	a cal 1-5ng.d
Sample Type	Calibration	Sample Name	a cal 1-5ng
Dilution	1	Acq Method	Quant Panel 1a 2-13-17.m
Position	P1-A1	Sample Info	
Inj Vol	-1	Comment	AM 28

Sample Chromatogram



Results

Compound	ISTD Compound	RT	Response	ISTD Resp	Resp Ratio	Final Conc
Morphine	Morphine-D6	1.508	1195	2254	0.5302	8.1611
Hydromorphone	Hydromorphone-D6	2.367	5869	43257	0.1357	5.6495
Codeine	Codeine-D6	4.432	2246	18174	0.1236	6.3709
Amphetamine	Amphetamine-D11	4.784	71687	84064	0.8528	1.5157
Oxycodone	Oxycodone-D6	4.810	15033	142167	0.1057	5.1104
Hydrocodone	Hydrocodone-D6	5.095	8901	119926	0.0742	5.0876
Norhydrocodone	Norhydrocodone-D3	5.159	760	48657	0.0156	4.6324
Methamphetamine	Methamphetamine-D11	5.162	50122	314522	0.1594	3.7562
6-MAM	6-MAM-D6	5.289	323	42354	0.0076	0.4693
Phentermine	Phentermine-D5	5.966	7975	282782	0.0282	4.9785
Dextroprphan	Dextroprphan-D3	6.441	9977	181811	0.0549	5.0861
7-aminoclonazepam	7-Aminoclonazepam-D4	6.534	12032	110840	0.1086	5.3452
Tramadol	Tramadol-13C-D3	6.540	88218	910781	0.0969	5.1370
Doxylamine	Doxylamine-D5	6.863	77046	836738	0.0921	5.0745
Bupropion	Bupropion-D9	7.112	41245	409368	0.1008	5.3231
Zolpidem	Zolpidem-D6	7.183	57400	694294	0.0827	4.7838
Meprobamate	Meprobamate-D7	7.213	5024	63357	0.0793	5.9641
Trazodone	Trazodone-D6	7.376	48241	490885	0.0983	5.2548
Venlafaxine	Venlafaxine-D6	7.306	75195	757105	0.0993	5.4736
Citalopram	Citalopram-D6	7.418	53947	544904	0.0990	5.3193
Diphenhydramine	Diphenhydramine-D3	7.452	83194	899462	0.0925	5.1014
Dextromethorphan	Dextromethorphan-D3	7.449	12276	128008	0.0959	5.1784
Clonazepam	Clonazepam-D4	7.623	5127	14624	0.3506	5.2371

ISP FORENSICS - Cd'A Instrument # 62340
Multi-Drug Confirmatory Analysis Report

a cal 1-5 ng

Compound	ISTD Compound	RT	Response	ISTD Resp	Resp Ratio	Final Conc
Promethazine	Promethazine-D3	7.607	94758	1106328	0.0857	5.1839
a-hydroxyalprazolam	a-hydroxyalprazolam-D5	7.681	2186	20850	0.1049	5.0335
Carisoprodol	Carisoprodol-D7	7.713	26376	352948	0.0747	5.1374
Lorazepam	Alprazolam-D5	7.723	1810	220993	0.0082	6.3559
Alprazolam	Alprazolam-D5	7.747	23157	220993	0.1048	5.1236



ISP FORENSICS - Cd'A Instrument # 62340

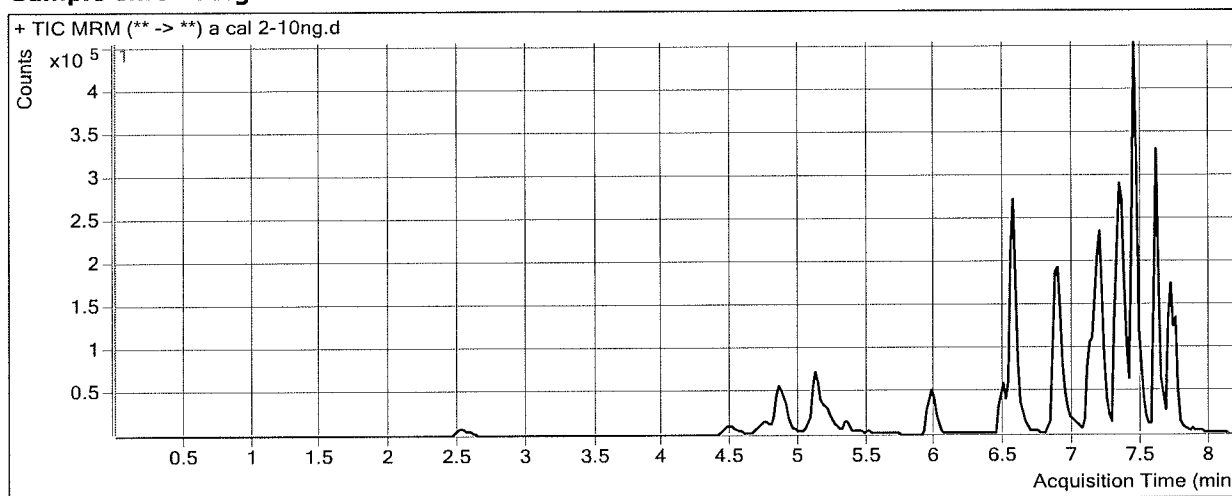
Multi-Drug Confirmatory Analysis Report

Batch Data Path	D:\2017 Data\62817mdq p1\QuantResults\62817 mdqp1a.batch.bin		
Analysis Time	6/30/2017 11:21 AM	Analyst Name	ISP Tox
Report Time	6/30/2017 12:08 PM	Reporter Name	ISP Tox
Last Calib Update	6/30/2017 11:21 AM	Batch State	Processed

Analysis Info

Acq Time	2017-06-28 12:02	Data File	a cal 2-10ng.d
Sample Type	Calibration	Sample Name	a cal 2-10ng
Dilution	1	Acq Method	Quant Panel 1a 2-13-17.m
Position	P1-B1	Sample Info	
Inj Vol	-1	Comment	AM 28

Sample Chromatogram



Results

Compound	ISTD Compound	RT	Response	ISTD Resp	Resp Ratio	Final Conc
Morphine	Morphine-D6	1.588	2244	3038	0.7389	10.9225
Hydromorphone	Hydromorphone-D6	2.548	10884	39016	0.2790	10.1254
Codeine	Codeine-D6	4.533	5421	23272	0.2329	10.3549
Amphetamine	Amphetamine-D11	4.884	85725	56994	1.5041	9.6182
Oxycodone	Oxycodone-D6	4.890	28874	138829	0.2080	9.7978
Hydrocodone	Hydrocodone-D6	5.155	18488	116847	0.1582	9.8235
Norhydrocodone	Norhydrocodone-D3	5.219	1664	47377	0.0351	10.5596
Methamphetamine	Methamphetamine-D11	5.223	59902	162338	0.3690	11.2572
6-MAM	6-MAM-D6	5.349	865	37573	0.0230	1.0897
Phentermine	Phentermine-D5	6.007	10702	180725	0.0592	10.1224
Dextrophan	Dextrophan-D3	6.483	16806	145115	0.1158	9.9390
7-aminoclonazepam	7-Aminoclonazepam-D4	6.555	19686	99099	0.1987	9.4927
Tramadol	Tramadol-13C-D3	6.580	142719	735269	0.1941	9.9303
Doxylamine	Doxylamine-D5	6.883	137930	702954	0.1962	10.2044
Bupropion	Bupropion-D9	7.132	51465	294196	0.1749	8.8040
Zolpidem	Zolpidem-D6	7.183	104455	593109	0.1761	9.9161
Meprobamate	Meprobamate-D7	7.234	11081	61256	0.1809	10.9980
Trazodone	Trazodone-D6	7.376	68561	358161	0.1914	9.3782
Venlafaxine	Venlafaxine-D6	7.326	117004	606649	0.1929	10.1874
Citalopram	Citalopram-D6	7.418	71380	376035	0.1898	9.6817
Diphenhydramine	Diphenhydramine-D3	7.452	118638	650831	0.1823	9.6548
Dextromethorphan	Dextromethorphan-D3	7.449	16907	90252	0.1873	9.4861
Clonazepam	Clonazepam-D4	7.623	8566	13644	0.6278	9.2264

ISP FORENSICS - Cd'A Instrument # 62340
Multi-Drug Confirmatory Analysis Report

a cal 2-10

Compound	ISTD Compound	RT	Response	ISTD Resp	Resp Ratio	Final Conc
Promethazine	Promethazine-D3	7.607	121023	702414	0.1723	9.9100
a-hydroxyalprazolam	a-hydroxyalprazolam-D5	7.681	4039	18924	0.2135	9.9585
Carisoprodol	Carisoprodol-D7	7.713	45900	316096	0.1452	9.2919
Lorazepam	Alprazolam-D5	7.723	3215	200169	0.0161	10.0479
Alprazolam	Alprazolam-D5	7.747	42858	200169	0.2141	9.6246



ISP FORENSICS - Cd'A Instrument # 62340

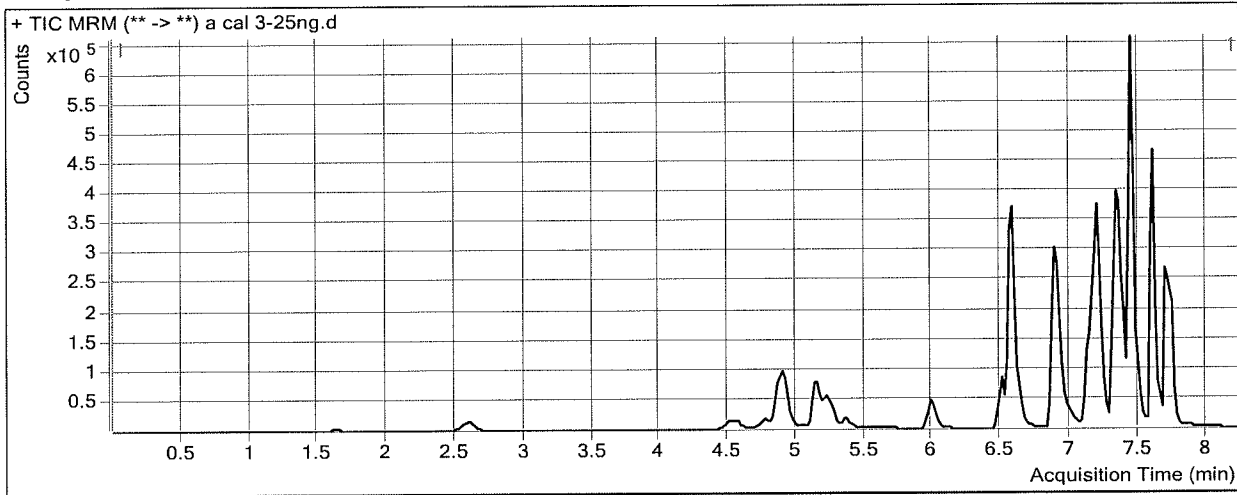
Multi-Drug Confirmatory Analysis Report

Batch Data Path D:\2017 Data\62817mdq p1\QuantResults\62817 mdqp1a.batch.bin
Analysis Time 6/30/2017 11:21 AM **Analyst Name** ISP Tox
Report Time 6/30/2017 12:08 PM **Reporter Name** ISP Tox
Last Calib Update 6/30/2017 11:21 AM **Batch State** Processed

Analysis Info

Acq Time 2017-06-28 12:28 **Data File** a cal 3-25ng.d
Sample Type Calibration **Sample Name** a cal 3-25ng
Dilution 1 **Acq Method** Quant Panel 1a 2-13-17.m
Position P1-C1 **Sample Info**
Inj Vol -1 **Comment** AM 28

Sample Chromatogram




Results

Compound	ISTD Compound	RT	Response	ISTD Resp	Resp Ratio	Final Conc
Morphine	Morphine-D6	1.631	6868	4642	1.4794	20.7196
Hydromorphone	Hydromorphone-D6	2.608	34070	45652	0.7463	24.7260
Codeine	Codeine-D6	4.573	15330	26147	0.5863	23.2300
Amphetamine	Amphetamine-D11	4.904	173067	61066	2.8341	26.1625
Oxycodone	Oxycodone-D6	4.910	80624	163704	0.4925	22.8420
Hydrocodone	Hydrocodone-D6	5.175	58947	136380	0.4322	25.2714
Norhydrocodone	Norhydrocodone-D3	5.238	4186	55127	0.0759	22.9619
Methamphetamine	Methamphetamine-D11	5.243	111083	154986	0.7167	23.6995
6-MAM	6-MAM-D6	5.369	2819	44282	0.0637	2.7259
Phentermine	Phentermine-D5	6.026	27351	185653	0.1473	24.7340
Dextroprphan	Dextroprphan-D3	6.504	47903	165906	0.2887	23.7112
7-aminoclonazepam	7-Aminoclonazepam-D4	6.575	62129	118025	0.5264	24.5807
Tramadol	Tramadol-13C-D3	6.580	401310	799734	0.5018	25.0972
Doxylamine	Doxylamine-D5	6.903	421990	836149	0.5047	25.3999
Bupropion	Bupropion-D9	7.152	149682	297363	0.5034	24.2146
Zolpidem	Zolpidem-D6	7.183	319975	720669	0.4440	24.6300
Meprobamate	Meprobamate-D7	7.234	32310	71876	0.4495	24.3067
Trazodone	Trazodone-D6	7.376	196432	386063	0.5088	23.4273
Venlafaxine	Venlafaxine-D6	7.326	291919	659907	0.4424	22.7590
Citalopram	Citalopram-D6	7.418	205374	389590	0.5272	25.8853
Diphenhydramine	Diphenhydramine-D3	7.452	324316	685853	0.4729	24.3896
Dextromethorphan	Dextromethorphan-D3	7.449	49506	99794	0.4961	24.0322
Clonazepam	Clonazepam-D4	7.623	26248	15612	1.6812	24.3875

ISP FORENSICS - Cd'A Instrument # 62340
Multi-Drug Confirmatory Analysis Report

a cal 3-25

Compound	ISTD Compound	RT	Response	ISTD Resp	Resp Ratio	Final Conc
Promethazine	Promethazine-D3	7.607	308228	819161	0.3763	21.0360
a-hydroxyalprazolam	a-hydroxyalprazolam-D5	7.681	11663	21811	0.5347	24.5291
Carisoprodol	Carisoprodol-D7	7.713	161054	380589	0.4232	25.6775
Lorazepam	Alprazolam-D5	7.723	10244	241196	0.0425	22.4401
Alprazolam	Alprazolam-D5	7.747	136855	241196	0.5674	24.1704



ISP FORENSICS - Cd'A Instrument # 62340

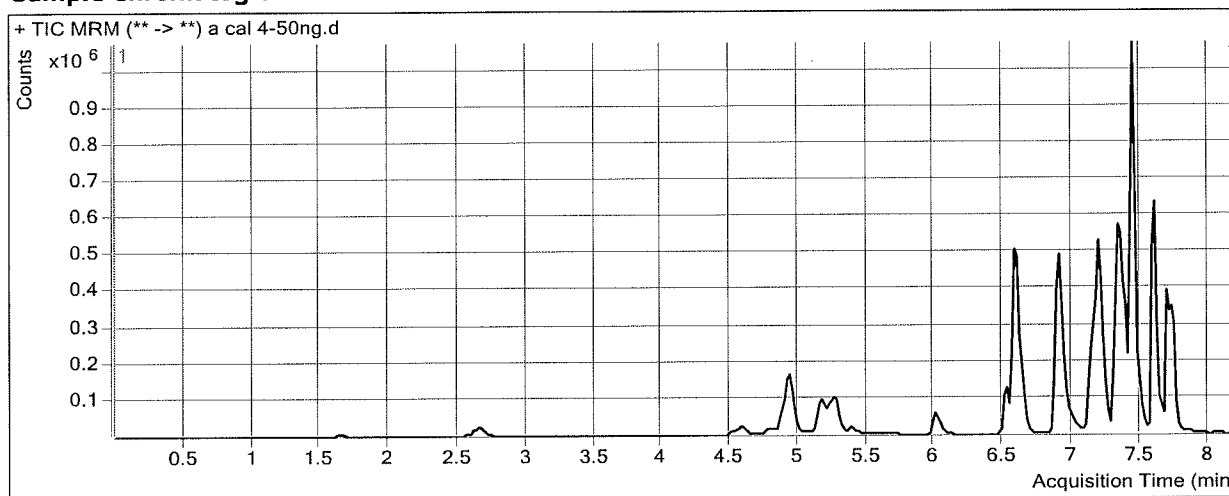
Multi-Drug Confirmatory Analysis Report

Batch Data Path	D:\2017 Data\62817mdq p1\QuantResults\62817 mdqp1a.batch.bin		
Analysis Time	6/30/2017 11:21 AM	Analyst Name	ISP Tox
Report Time	6/30/2017 12:08 PM	Reporter Name	ISP Tox
Last Calib Update	6/30/2017 11:21 AM	Batch State	Processed

Analysis Info

Acq Time	2017-06-28 12:53	Data File	a cal 4-50ng.d
Sample Type	Calibration	Sample Name	a cal 4-50ng
Dilution	1	Acq Method	Quant Panel 1a 2-13-17.m
Position	P1-D1	Sample Info	
Inj Vol	-1	Comment	AM 28

Sample Chromatogram



Results

Compound	ISTD Compound	RT	Response	ISTD Resp	Resp Ratio	Final Conc
Morphine	Morphine-D6	1.651	14190	4413	3.2157	43.6902
Hydromorphone	Hydromorphone-D6	2.648	70611	46687	1.5124	48.6621
Codeine	Codeine-D6	4.593	31318	26950	1.1621	44.2093
Amphetamine	Amphetamine-D11	4.944	316052	60897	5.1899	55.4685
Oxycodone	Oxycodone-D6	4.930	184127	163446	1.1265	51.9100
Hydrocodone	Hydrocodone-D6	5.195	115496	133136	0.8675	49.8118
Norhydrocodone	Norhydrocodone-D3	5.258	7723	53493	0.1444	43.7554
Methamphetamine	Methamphetamine-D11	5.263	261126	174201	1.4990	51.6898
6-MAM	6-MAM-D6	5.389	4951	43189	0.1146	4.7783
Phentermine	Phentermine-D5	6.046	60788	204546	0.2972	49.5862
Dextroprorphan	Dextroprorphan-D3	6.524	103329	172916	0.5976	48.3073
7-aminoclonazepam	7-Aminoclonazepam-D4	6.595	122963	118543	1.0373	48.0986
Tramadol	Tramadol-13C-D3	6.600	816775	817462	0.9992	49.6122
Doxylamine	Doxylamine-D5	6.903	884054	887404	0.9962	49.6140
Bupropion	Bupropion-D9	7.152	311865	297554	1.0481	49.7745
Zolpidem	Zolpidem-D6	7.203	690716	715890	0.9648	53.2378
Meprobamate	Meprobamate-D7	7.234	63888	76692	0.8330	43.3071
Trazodone	Trazodone-D6	7.376	443034	432442	1.0245	46.2542
Venlafaxine	Venlafaxine-D6	7.326	632078	678215	0.9320	47.4295
Citalopram	Citalopram-D6	7.418	454957	457985	0.9934	48.2807
Diphenhydramine	Diphenhydramine-D3	7.452	713121	727145	0.9807	50.1420
Dextromethorphan	Dextromethorphan-D3	7.449	118735	114048	1.0411	49.7098
Clonazepam	Clonazepam-D4	7.623	52698	16353	3.2225	46.5688

ISP FORENSICS - Cd'A Instrument # 62340
Multi-Drug Confirmatory Analysis Report

actual 50

Compound	ISTD Compound	RT	Response	ISTD Resp	Resp Ratio	Final Conc
Promethazine	Promethazine-D3	7.607	770190	865704	0.8897	49.0394
a-hydroxyalprazolam	a-hydroxyalprazolam-D5	7.681	24542	13919	1.7631	80.2366
Carisoprodol	Carisoprodol-D7	7.713	308282	358774	0.8593	51.3848
Lorazepam	Alprazolam-D5	7.723	19086	226184	0.0844	42.1073
Alprazolam	Alprazolam-D5	7.747	273273	226184	1.2082	50.5530



ISP FORENSICS - Cd'A Instrument # 62340

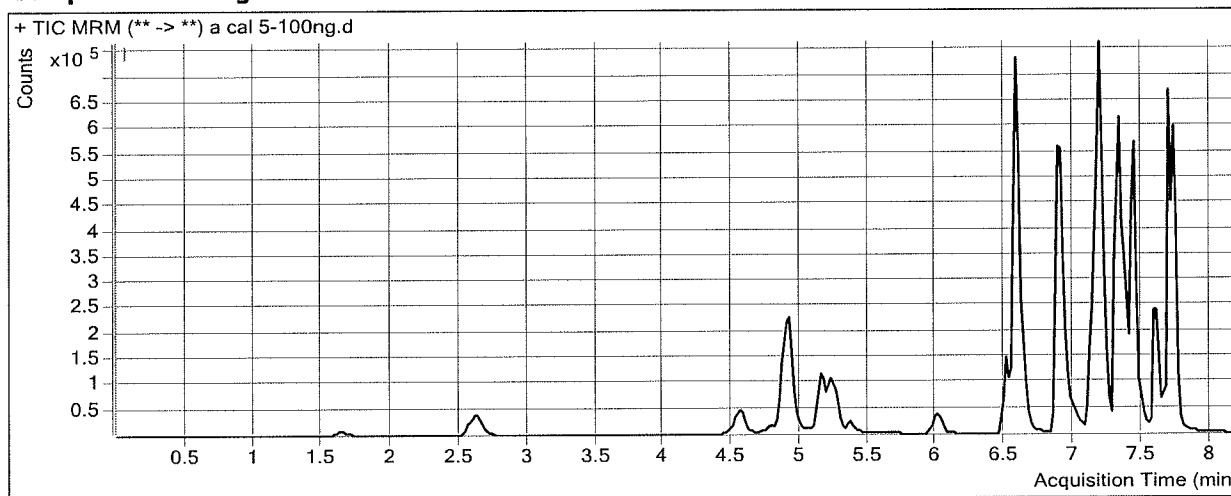
Multi-Drug Confirmatory Analysis Report

Batch Data Path	D:\2017 Data\62817mdq p1\QuantResults\62817 mdqp1a.batch.bin		
Analysis Time	6/30/2017 11:21 AM	Analyst Name	ISP Tox
Report Time	6/30/2017 12:08 PM	Reporter Name	ISP Tox
Last Calib Update	6/30/2017 11:21 AM	Batch State	Processed

Analysis Info

Acq Time	2017-06-28 13:19	Data File	a cal 5-100ng.d
Sample Type	Calibration	Sample Name	a cal 5-100ng
Dilution	1	Acq Method	Quant Panel 1a 2-13-17.m
Position	P1-E1	Sample Info	
Inj Vol	-1	Comment	AM 28

Sample Chromatogram



Results

Compound	ISTD Compound	RT	Response	ISTD Resp	Resp Ratio	Final Conc
Morphine	Morphine-D6	1.631	29222	3999	7.3083	97.8353
Hydromorphone	Hydromorphone-D6	2.628	137695	45177	3.0479	96.6334
Codeine	Codeine-D6	4.553	61469	24773	2.4813	92.2772
Oxycodone	Oxycodone-D6	4.910	350523	153611	2.2819	104.8795
Hydrocodone	Hydrocodone-D6	5.175	213155	120652	1.7667	100.5066
Norhydrocodone	Norhydrocodone-D3	5.238	14853	46687	0.3181	96.5456
Methamphetamine	Methamphetamine-D11	5.243	258094	101809	2.5351	88.7622
6-MAM	6-MAM-D6	5.369	9772	41475	0.2356	9.6483
Phentermine	Phentermine-D5	6.026	75403	123039	0.6128	101.9352
Dextropropion	Dextropropion-D3	6.504	141919	116803	1.2150	97.4834
7-aminoclonazepam	7-Aminoclonazepam-D4	6.575	244810	111173	2.2021	101.7186
Tramadol	Tramadol-13C-D3	6.580	1384652	678839	2.0397	100.9030
Doxylamine	Doxylamine-D5	6.903	1281914	645507	1.9859	98.3668
Bupropion	Bupropion-D9	7.152	351902	165138	2.1310	100.5846
Zolpidem	Zolpidem-D6	7.183	1295185	725099	1.7862	98.3535
Meprobamate	Meprobamate-D7	7.234	134150	72847	1.8415	93.2705
Trazodone	Trazodone-D6	7.376	409409	185724	2.2044	98.4827
Venlafaxine	Venlafaxine-D6	7.326	960679	481933	1.9934	100.9125
Citalopram	Citalopram-D6	7.418	353655	174165	2.0306	98.1013
Diphenhydramine	Diphenhydramine-D3	7.452	534533	263431	2.0291	103.3054
Dextromethorphan	Dextromethorphan-D3	7.449	65925	32064	2.0560	97.5275
Clonazepam	Clonazepam-D4	7.623	101520	14094	7.2030	103.8550
Promethazine	Promethazine-D3	7.587	391813	214749	1.8245	100.0312

ISP FORENSICS - Cd'A Instrument # 62340
Multi-Drug Confirmatory Analysis Report

actual 5 100

Compound	ISTD Compound	RT	Response	ISTD Resp	Resp Ratio	Final Conc
a-hydroxyalprazolam	a-hydroxyalprazolam-D5	7.681	49772	23374	2.1294	96.8462
Carisoprodol	Carisoprodol-D7	7.693	574142	339904	1.6891	100.3043
Lorazepam	Alprazolam-D5	7.723	42687	219972	0.1941	93.5673
Alprazolam	Alprazolam-D5	7.727	523956	219972	2.3819	98.8777



ISP FORENSICS - Cd'A Instrument # 62340

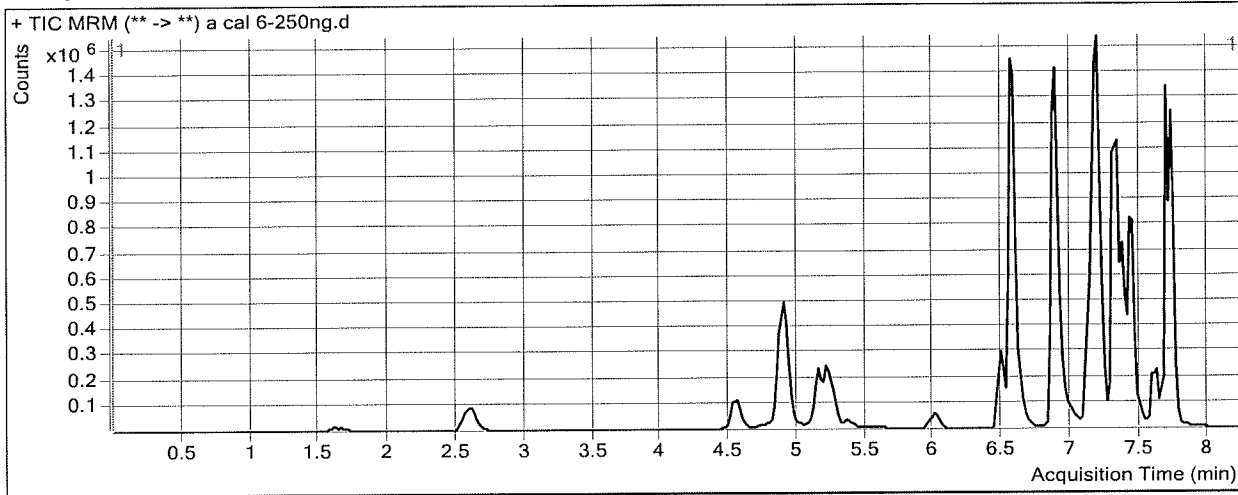
Multi-Drug Confirmatory Analysis Report

Batch Data Path	D:\2017 Data\62817mdq p1\QuantResults\62817 mdqp1a.batch.bin		
Analysis Time	6/30/2017 11:21 AM	Analyst Name	ISP Tox
Report Time	6/30/2017 12:08 PM	Reporter Name	ISP Tox
Last Calib Update	6/30/2017 11:21 AM	Batch State	Processed

Analysis Info

Acq Time	2017-06-28 13:44	Data File	a cal 6-250ng.d
Sample Type	Calibration	Sample Name	a cal 6-250ng
Dilution	1	Acq Method	Quant Panel 1a 2-13-17.m
Position	P1-F1	Sample Info	
Inj Vol	-1	Comment	AM 28

Sample Chromatogram



Results

Compound	ISTD Compound	RT	Response	ISTD Resp	Resp Ratio	Final Conc
Morphine	Morphine-D6	1.631	71644	3700	19.3637	257.3289
Hydromorphone	Hydromorphone-D6	2.608	341527	43282	7.8908	247.9341
Codeine	Codeine-D6	4.553	159539	25002	6.3809	234.3655
Amphetamine	Amphetamine-D11	4.904	722552	36377	19.8628	237.9934
Oxycodone	Oxycodone-D6	4.890	810139	155695	5.2034	238.8198
Hydrocodone	Hydrocodone-D6	5.155	533589	121497	4.3918	248.5058
Norhydrocodone	Norhydrocodone-D3	5.219	38136	43337	0.8800	267.2498
Methamphetamine	Methamphetamine-D11	5.243	673341	95259	7.0686	250.9755
6-MAM	6-MAM-D6	5.369	25381	41501	0.6116	24.7868
Phentermine	Phentermine-D5	6.026	190318	125520	1.5162	251.7548
Dextropran	Dextropran-D3	6.483	355932	111467	3.1932	255.0271
7-aminoclonazepam	7-Aminoclonazepam-D4	6.555	611975	109700	5.5786	257.1573
Tramadol	Tramadol-13C-D3	6.580	3637939	735965	4.9431	244.0118
Doxylamine	Doxylamine-D5	6.883	3123071	630875	4.9504	244.4007
Bupropion	Bupropion-D9	7.132	757655	131995	5.7400	269.9306
Zolpidem	Zolpidem-D6	7.183	3352032	702371	4.7724	262.3768
Meprobamate	Meprobamate-D7	7.234	340345	74375	4.5761	228.7475
Trazodone	Trazodone-D6	7.356	905896	164325	5.5128	244.9318
Venlafaxine	Venlafaxine-D6	7.326	2406270	476627	5.0485	254.8559
Citalopram	Citalopram-D6	7.418	691853	134372	5.1488	247.8828
Diphenhydramine	Diphenhydramine-D3	7.452	1009912	206436	4.8921	248.4855
Dextromethorphan	Dextromethorphan-D3	7.428	109191	22483	4.8565	229.4664
Clonazepam	Clonazepam-D4	7.623	251722	13824	18.2095	262.2576

ISP FORENSICS - Cd'A Instrument # 62340
Multi-Drug Confirmatory Analysis Report

a cal 6 250

Compound	ISTD Compound	RT	Response	ISTD Resp	Resp Ratio	Final Conc
Promethazine	Promethazine-D3	7.587	366761	78501	4.6720	255.3499
a-hydroxyalprazolam	a-hydroxyalprazolam-D5	7.681	133262	23577	5.6523	256.6104
Carisoprodol	Carisoprodol-D7	7.693	1360284	334510	4.0665	240.4472
Lorazepam	Alprazolam-D5	7.723	108656	204973	0.5301	251.2478
Alprazolam	Alprazolam-D5	7.727	1234814	204973	6.0243	248.8410



ISP FORENSICS - Cd'A Instrument # 62340

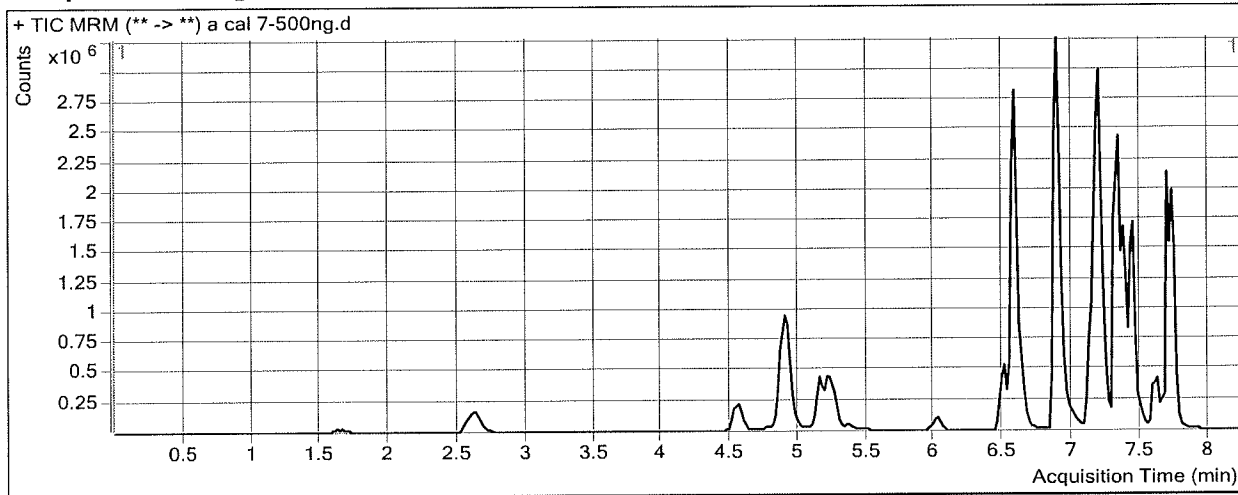
Multi-Drug Confirmatory Analysis Report

Batch Data Path D:\2017 Data\62817mdq p1\QuantResults\62817 mdqp1a.batch.bin
Analysis Time 6/30/2017 11:21 AM **Analyst Name** ISP Tox
Report Time 6/30/2017 12:08 PM **Reporter Name** ISP Tox
Last Calib Update 6/30/2017 11:21 AM **Batch State** Processed

Analysis Info

Acq Time 2017-06-28 14:10 **Data File** a cal 7-500ng.d
Sample Type Calibration **Sample Name** a cal 7-500ng
Dilution 1 **Acq Method** Quant Panel 1a 2-13-17.m
Position P1-G1 **Sample Info**
Inj Vol -1 **Comment** AM 28

Sample Chromatogram



Results

Compound	ISTD Compound	RT	Response	ISTD Resp	Resp Ratio	Final Conc
Morphine	Morphine-D6	1.631	140574	3552	39.5749	524.7243
Hydromorphone	Hydromorphone-D6	2.608	704533	43181	16.3157	511.1451
Codeine	Codeine-D6	4.553	320167	24021	13.3285	487.5093
Amphetamine	Amphetamine-D11	4.904	1597030	37831	42.2150	516.0473
Oxycodone	Oxycodone-D6	4.890	1671560	162568	10.2822	471.6667
Hydrocodone	Hydrocodone-D6	5.155	1083946	124196	8.7277	492.9606
Norhydrocodone	Norhydrocodone-D3	5.238	76670	41738	1.8369	557.9991
Methamphetamine	Methamphetamine-D11	5.243	1315704	95238	13.8149	492.3654
6-MAM	6-MAM-D6	5.369	49494	43061	1.1494	46.4404
Phentermine	Phentermine-D5	6.026	381804	123872	3.0822	511.4602
Dextroprphan	Dextroprphan-D3	6.504	695890	111361	6.2489	498.3979
7-aminoclonazepam	7-Aminoclonazepam-D4	6.575	1084491	100509	10.7900	497.0586
Tramadol	Tramadol-13C-D3	6.580	7463016	746650	9.9953	493.0410
Doxylamine	Doxylamine-D5	6.883	7190398	726383	9.8989	488.1716
Bupropion	Bupropion-D9	7.132	1723576	161667	10.6613	500.8471
Zolpidem	Zolpidem-D6	7.183	6390361	728682	8.7698	481.9346
Meprobarnate	Meprobamate-D7	7.234	694418	70812	9.8065	487.8778
Trazodone	Trazodone-D6	7.356	2343056	190534	12.2973	545.2491
Venlafaxine	Venlafaxine-D6	7.326	5307426	534660	9.9267	500.6596
Citalopram	Citalopram-D6	7.418	1421737	138972	10.2304	491.9764
Diphenhydramine	Diphenhydramine-D3	7.452	2182207	221232	9.8639	500.5962
Dextromethorphan	Dextromethorphan-D3	7.428	236052	20737	11.3834	536.9685
Clonazepam	Clonazepam-D4	7.623	484706	14124	34.3184	494.0915

ISP FORENSICS - Cd'A Instrument # 62340
Multi-Drug Confirmatory Analysis Report

a ac 7 500

Compound	ISTD Compound	RT	Response	ISTD Resp	Resp Ratio	Final Conc
Promethazine	Promethazine-D3	7.587	756697	78591	9.6283	525.6921
a-hydroxyalprazolam	a-hydroxyalprazolam-D5	7.681	260964	23272	11.2135	508.8102
Carisoprodol	Carisoprodol-D7	7.693	2403226	271306	8.8580	522.9009
Lorazepam	Alprazolam-D5	7.723	195772	178312	1.0979	517.6821
Alprazolam	Alprazolam-D5	7.727	2152542	178312	12.0718	497.8286



ISP FORENSICS - Cd'A Instrument # 62340

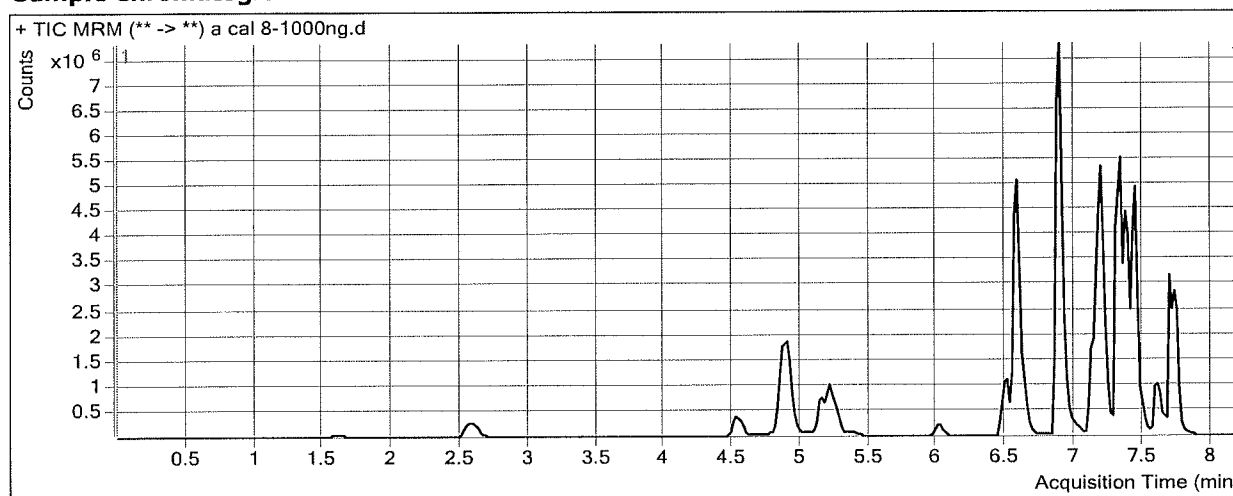
Multi-Drug Confirmatory Analysis Report

Batch Data Path	D:\2017 Data\62817mdq p1\QuantResults\62817 mdqp1a.batch.bin		
Analysis Time	6/30/2017 11:21 AM	Analyst Name	ISP Tox
Report Time	6/30/2017 12:08 PM	Reporter Name	ISP Tox
Last Calib Update	6/30/2017 11:21 AM	Batch State	Processed

Analysis Info

Acq Time	2017-06-28 14:35	Data File	a cal 8-1000ng.d
Sample Type	Calibration	Sample Name	a cal 8-1000ng
Dilution	1	Acq Method	Quant Panel 1a 2-13-17.m
Position	P1-H1	Sample Info	
Inj Vol	-1	Comment	AM 28

Sample Chromatogram



Results

Compound	ISTD Compound	RT	Response	ISTD Resp	Resp Ratio	Final Conc
Morphine	Morphine-D6	1.608	221080	2550	86.6891	1148.0467
Hydromorphone	Hydromorphone-D6	2.588	1149629	34423	33.3975	1044.8174
Codeine	Codeine-D6	4.533	584574	20484	28.5379	1041.6829
Amphetamine	Amphetamine-D11	4.884	3785795	51904	72.9386	898.2381
Oxycodone	Oxycodone-D6	4.890	3629713	151476	23.9622	1098.8491
Hydrocodone	Hydrocodone-D6	5.155	2152607	120502	17.8636	1008.0328
Norhydrocodone	Norhydrocodone-D3	5.219	150448	34180	4.4017	1337.2389
Methamphetamine	Methamphetamine-D11	5.223	2875384	101046	28.4562	1016.2504
6-MAM	6-MAM-D6	5.369	97280	37698	2.5805	104.0613
Phentermine	Phentermine-D5	6.026	919867	158676	5.7971	961.6948
Dextroprphan	Dextroprphan-D3	6.504	1641329	120832	13.5836	1082.5447
7-aminoclonazepam	7-Aminoclonazepam-D4	6.575	1724519	79690	21.6403	996.5482
Tramadol	Tramadol-13C-D3	6.580	15343712	747407	20.5293	1012.2674
Doxylamine	Doxylamine-D5	6.883	18611348	900406	20.6700	1018.7681
Bupropion	Bupropion-D9	7.132	3901881	182527	21.3770	1003.6523
Zolpidem	Zolpidem-D6	7.183	12348721	675217	18.2885	1004.7674
Meprobamate	Meprobamate-D7	7.234	1210505	57472	21.0624	1045.5283
Trazodone	Trazodone-D6	7.376	6988059	282985	24.6941	1093.9996
Venlafaxine	Venlafaxine-D6	7.326	13152573	664560	19.7914	997.7225
Citalopram	Citalopram-D6	7.418	3840778	182159	21.0847	1013.3604
Diphenhydramine	Diphenhydramine-D3	7.452	6877231	346235	19.8629	1007.6326
Dextromethorphan	Dextromethorphan-D3	7.428	767781	33111	23.1882	1093.1334
Clonazepam	Clonazepam-D4	7.623	826381	11358	72.7584	1047.3071



ISP FORENSICS - Cd'A Instrument # 62340
Multi-Drug Confirmatory Analysis Report

a cal 8 1000

Compound	ISTD Compound	RT	Response	ISTD Resp	Resp Ratio	Final Conc
Promethazine	Promethazine-D3	7.607	2223027	112652	19.7335	1076.8833
a-hydroxyalprazolam	a-hydroxyalprazolam-D5	7.681	467048	21107	22.1276	1003.7662
Carisoprodol	Carisoprodol-D7	7.693	3638591	219503	16.5765	977.8985
Lorazepam	Alprazolam-D5	7.723	371462	132197	2.8099	1320.9983
Alprazolam	Alprazolam-D5	7.747	3385295	132197	25.6080	1055.1427



ISP FORENSICS - Cd'A Instrument # 62340

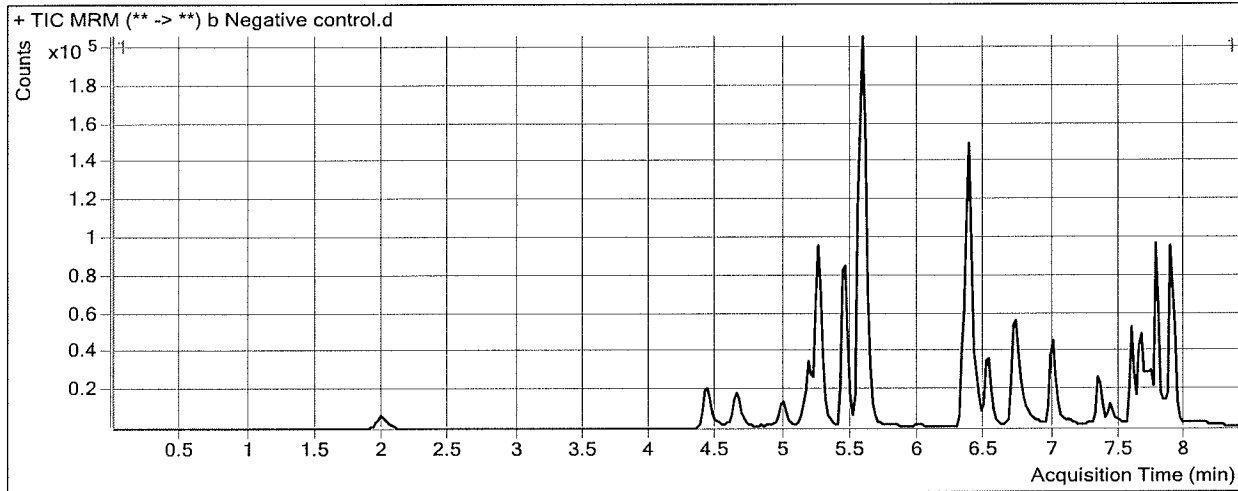
Multi-Drug Confirmatory Analysis Report

Batch Data Path C:\MyFiles\anord\Documents\blood data\6-27-17 blood screen AM 25-26\62817mdq p1\QuantRes
Analysis Time 6/30/2017 11:50 AM **Analyst Name** anord
Report Time 6/30/2017 12:18 PM **Reporter Name** ISP Tox
Last Calib Update 6/30/2017 11:50 AM **Batch State** Processed

Analysis Info

Acq Time 2017-06-28 15:26 **Data File** b Negative control.d
Sample Type Sample **Sample Name** b Negative control
Dilution 1 **Acq Method** Quant Panel 1b 11-18-2016.m
Position P1-F2 **Sample Info**
Inj Vol -1 **Comment** AM 28

Sample Chromatogram



ISP FORENSICS - Cd'A Instrument # 62340

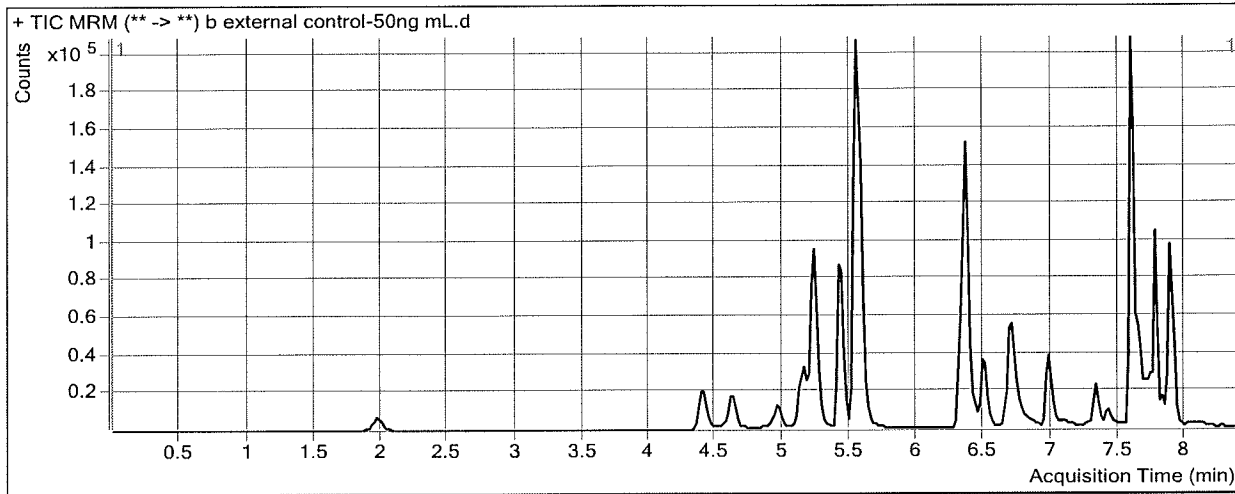
Multi-Drug Confirmatory Analysis Report

Batch Data Path C:\MyFiles\anord\Documents\blood data\6-27-17 blood screen AM 25-26\62817mdq p1\QuantResults\62817 n
Analysis Time 6/30/2017 11:50 AM **Analyst Name** anord
Report Time 6/30/2017 12:18 PM **Reporter Name** ISP Tox
Last Calib Update 6/30/2017 11:50 AM **Batch State** Processed

Analysis Info

Acq Time 2017-06-28 15:51 **Data File** b external control-50ng mL.d
Sample Type Sample **Sample Name** b external control-50ng mL
Dilution 1 **Acq Method** Quant Panel 1b 11-18-2016.m
Position P1-G2 **Sample Info**
Inj Vol -1 **Comment** AM 28: lot 81017 50 ng quetiapine

Sample Chromatogram



Results

Compound	ISTD Compound	RT	Response	ISTD Resp	Resp Ratio	Final Conc
Quetiapine	Quetiapine-D8	7.580	295831	74610	3.9650	53.2898

ISP FORENSICS - Cd'A Instrument # 62340

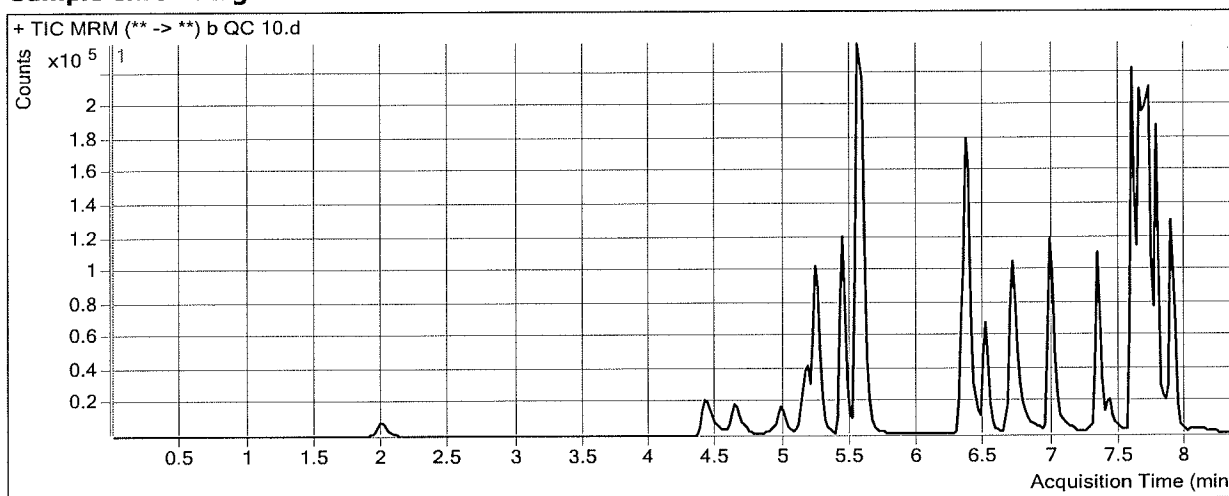
Multi-Drug Confirmatory Analysis Report

Batch Data Path	C:\MyFiles\anord\Documents\blood data\6-27-17 blood screen AM 25-26\62817mdq p1\QuantResults\62817 n		
Analysis Time	6/30/2017 11:50 AM	Analyst Name	anord
Report Time	6/30/2017 12:18 PM	Reporter Name	ISP Tox
Last Calib Update	6/30/2017 11:50 AM	Batch State	Processed

Analysis Info

Acq Time	2017-06-28 16:17	Data File	b QC 10.d
Sample Type	QC	Sample Name	b QC 10
Dilution	1	Acq Method	Quant Panel 1b 11-18-2016.m
Position	P1-A2	Sample Info	
Inj Vol	-1	Comment	AM 28

Sample Chromatogram



Results

Compound	ISTD Compound	RT	Response	ISTD Resp	Resp Ratio	Final Conc
Oxymorphone	Oxymorphone-D3	2.009	8734	39149	0.2231	10.9576
Dihydrocodeine	Dihydrocodeine-D6	4.477	19240	97241	0.1979	9.9656
Naloxone	Naloxone-D5	4.693	13298	89423	0.1487	9.8438
Noroxycodone	Noroxycodone-D3	4.997	13610	63053	0.2158	10.4393
Naltrexone	Naltrexone-D3	5.172	24084	122109	0.1972	10.2214
Acetyl Norfentanyl	Acetyl Norfentanyl-D5	5.304	7613	389008	0.0196	0.9839
Naltrexol	Naltrexol-D3	5.430	73361	306191	0.2396	10.1106
O-desmethyl-tramadol	O-desmethyl-tramadol-D6	5.579	148470	729266	0.2036	10.5568
Ketamine	Ketamine-D4	6.341	56045	255324	0.2195	9.7134
Norfentanyl	Norfentanyl-D5	6.384	8910	471106	0.0189	1.5786
alpha-PVP	alpha-PVP-d8	6.709	81480	396915	0.2053	9.6624
Acetyl Fentanyl	Acetyl Fentanyl-D5	7.001	6545	406191	0.0161	1.0141
Norbuprenorphine	Norbuprenorphine-D3	7.295	256	12492	0.0205	1.2702
Fentanyl	Fentanyl-D5	7.339	6154	307761	0.0200	0.9885
EDDP	EDDP-D3	7.431	7978	45380	0.1758	9.9738
Buprenorphine	Buprenorphine-D4	7.757	1698	65161	0.0261	1.0740
Quetiapine	Quetiapine-D8	7.580	122142	163718	0.7461	10.2915
Sufentanil	Sufentanil-D5	7.579	4545	224310	0.0203	1.0090
Cyclobenzaprine	Cyclobenzaprine-D3	7.633	30904	137603	0.2246	10.8575
Methadone	Methadone-D9	7.664	67863	351433	0.1931	10.5631
Fluoxetine	Fluoxetine-D6	7.705	76946	373379	0.2061	10.4045
Oxazepam	Oxazepam-D5	7.730	5606	25631	0.2187	10.3907
Sertraline	Sertraline-D3	7.767	21676	112976	0.1919	10.2141

ISP FORENSICS - Cd'A Instrument # 62340
Multi-Drug Confirmatory Analysis Report

b qc 10

Compound	ISTD Compound	RT	Response	ISTD Resp	Resp Ratio	Final Conc
Temazepam	Temazepam-D5	7.768	37767	200889	0.1880	11.5125
Nordiazepam	Nordiazepam-D5	7.856	8859	27065	0.3273	10.7240
Diazepam	Diazepam-D5	7.891	44447	190524	0.2333	10.6390



ISP FORENSICS - Cd'A Instrument # 62340

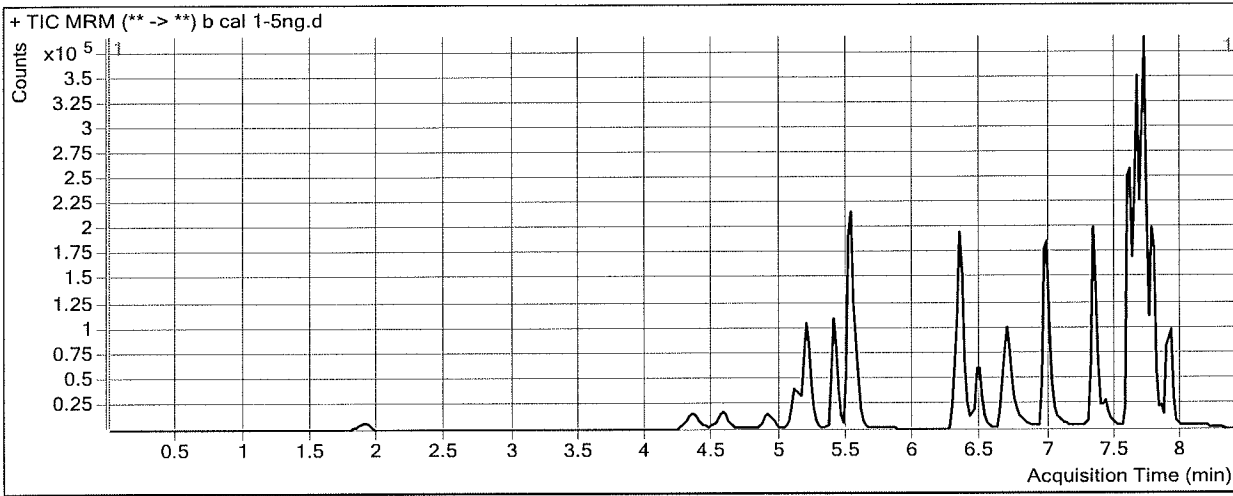
Multi-Drug Confirmatory Analysis Report

Batch Data Path	C:\MyFiles\anord\Documents\blood data\6-27-17 blood screen AM 25-26\62817mdq p1\QuantResults\62817 n		
Analysis Time	6/30/2017 11:50 AM	Analyst Name	anord
Report Time	6/30/2017 12:18 PM	Reporter Name	ISP Tox
Last Calib Update	6/30/2017 11:50 AM	Batch State	Processed

Analysis Info

Acq Time	2017-06-28 11:50	Data File	b cal 1-5ng.d
Sample Type	Calibration	Sample Name	b cal 1-5ng
Dilution	1	Acq Method	Quant Panel 1b 11-18-2016.m
Position	P1-A1	Sample Info	
Inj Vol	-1	Comment	AM 28

Sample Chromatogram



Results

Compound	ISTD Compound	RT	Response	ISTD Resp	Resp Ratio	Final Conc
Oxymorphone	Oxymorphone-D3	1.908	4229	40607	0.1041	5.9926
Dihydrocodeine	Dihydrocodeine-D6	4.395	9172	99478	0.0922	4.3817
Naloxone	Naloxone-D5	4.609	6427	95576	0.0672	4.8395
Noroxycodone	Noroxycodone-D3	4.957	6713	64376	0.1043	5.3957
Naltrexone	Naltrexone-D3	5.132	12267	129475	0.0947	5.1502
Acetyl Norfentanyl	Acetyl Norfentanyl-D5	5.264	4072	402523	0.0101	0.5384
Naltrexol	Naltrexol-D3	5.410	36658	315344	0.1162	5.0267
O-desmethyl-tramadol	O-desmethyl-tramadol-D6	5.539	71889	737285	0.0975	5.3445
Ketamine	Ketamine-D4	6.321	28804	262747	0.1096	4.9846
Norfentanyl	Norfentanyl-D5	6.364	4545	515595	0.0088	1.1350
alpha-PVP	alpha-PVP-d8	6.688	43954	416714	0.1055	4.9846
Acetyl Fentanyl	Acetyl Fentanyl-D5	6.981	5580	662394	0.0084	0.5754
Norbuprenorphine	Norbuprenorphine-D3	7.275	120	12635	0.0095	0.5798
Fentanyl	Fentanyl-D5	7.339	5985	585467	0.0102	0.5496
EDDP	EDDP-D3	7.431	5268	60052	0.0877	5.7590
Buprenorphine	Buprenorphine-D4	7.777	1313	114697	0.0114	0.6673
Quetiapine	Quetiapine-D8	7.600	76894	222446	0.3457	4.9434
Sufentanil	Sufentanil-D5	7.599	4478	441909	0.0101	0.5423
Cyclobenzaprine	Cyclobenzaprine-D3	7.653	27979	272619	0.1026	5.6145
Methadone	Methadone-D9	7.664	53217	609069	0.0874	4.8229
Fluoxetine	Fluoxetine-D6	7.705	69518	647102	0.1074	5.6343
Oxazepam	Oxazepam-D5	7.750	2845	26315	0.1081	5.2319
Sertraline	Sertraline-D3	7.767	19403	202733	0.0957	5.7437

ISP FORENSICS - Cd'A Instrument # 62340
Multi-Drug Confirmatory Analysis Report

b cal 1-5

Compound	ISTD Compound	RT	Response	ISTD Resp	Resp Ratio	Final Conc
Temazepam	Temazepam-D5	7.788	15988	210790	0.0758	5.9071
Nordiazepam	Nordiazepam-D5	7.856	4152	29035	0.1430	5.2742
Diazepam	Diazepam-D5	7.911	22959	211420	0.1086	5.5842



ISP FORENSICS - Cd'A Instrument # 62340

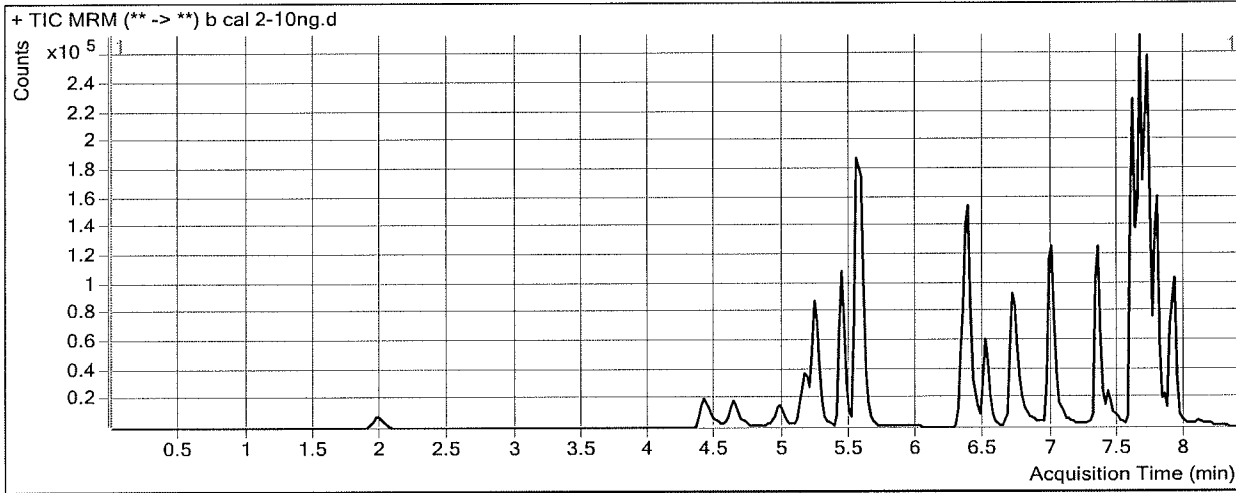
Multi-Drug Confirmatory Analysis Report

Batch Data Path	C:\MyFiles\anord\Documents\blood data\6-27-17 blood screen AM 25-26\62817mdq p1\QuantResults\62817 n		
Analysis Time	6/30/2017 11:50 AM	Analyst Name	anord
Report Time	6/30/2017 12:18 PM	Reporter Name	ISP Tox
Last Calib Update	6/30/2017 11:50 AM	Batch State	Processed

Analysis Info

Acq Time	2017-06-28 12:15	Data File	b cal 2-10ng.d
Sample Type	Calibration	Sample Name	b cal 2-10ng
Dilution	1	Acq Method	Quant Panel 1b 11-18-2016.m
Position	P1-B1	Sample Info	
Inj Vol	-1	Comment	AM 28

Sample Chromatogram



Results

Compound	ISTD Compound	RT	Response	ISTD Resp	Resp Ratio	Final Conc
Oxymorphone	Oxymorphone-D3	1.989	7749	38361	0.2020	10.0776
Dihydrocodeine	Dihydrocodeine-D6	4.477	17113	89191	0.1919	9.6490
Naloxone	Naloxone-D5	4.669	13102	82078	0.1596	10.5146
Noroxycodone	Noroxycodone-D3	4.997	11814	58751	0.2011	9.7723
Naltrexone	Naltrexone-D3	5.172	20527	113725	0.1805	9.3933
Acetyl Norfentanyl	Acetyl Norfentanyl-D5	5.284	5901	329607	0.0179	0.9053
Naltrexol	Naltrexol-D3	5.430	63825	275577	0.2316	9.7813
O-desmethyl-tramadol	O-desmethyl-tramadol-D6	5.579	113047	593343	0.1905	9.9150
Ketamine	Ketamine-D4	6.341	50603	224388	0.2255	9.9719
Norfentanyl	Norfentanyl-D5	6.404	7982	408173	0.0196	1.6068
alpha-PVP	alpha-PVP-d8	6.709	75853	352069	0.2155	10.1389
Acetyl Fentanyl	Acetyl Fentanyl-D5	7.001	7476	466055	0.0160	1.0101
Norbuprenorphine	Norbuprenorphine-D3	7.315	109	7696	0.0142	0.8746
Fentanyl	Fentanyl-D5	7.339	7149	382670	0.0187	0.9295
EDDP	EDDP-D3	7.431	8547	46294	0.1846	10.3964
Buprenorphine	Buprenorphine-D4	7.777	1926	68769	0.0280	1.1285
Quetiapine	Quetiapine-D8	7.600	106708	164977	0.6468	8.9659
Sufentanil	Sufentanil-D5	7.599	5340	287472	0.0186	0.9313
Cyclobenzaprine	Cyclobenzaprine-D3	7.653	32952	154369	0.2135	10.3792
Methadone	Methadone-D9	7.664	66699	392042	0.1701	9.3161
Fluoxetine	Fluoxetine-D6	7.705	76777	397638	0.1931	9.7761
Oxazepam	Oxazepam-D5	7.750	4760	24362	0.1954	9.3030
Sertraline	Sertraline-D3	7.767	24550	128119	0.1916	10.2030

ISP FORENSICS - Cd'A Instrument # 62340
Multi-Drug Confirmatory Analysis Report

b cal 210

Compound	ISTD Compound	RT	Response	ISTD Resp	Resp Ratio	Final Conc
Temazepam	Temazepam-D5	7.788	29440	178209	0.1652	10.3729
Nordiazepam	Nordiazepam-D5	7.856	6998	22707	0.3082	10.1587
Diazepam	Diazepam-D5	7.911	37591	179943	0.2089	9.6505



ISP FORENSICS - Cd'A Instrument # 62340

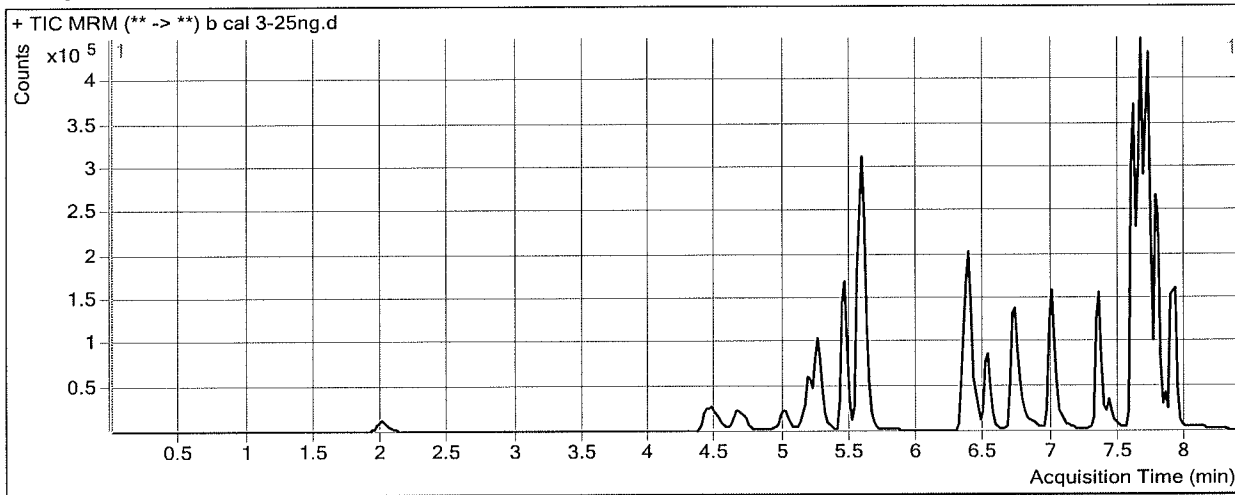
Multi-Drug Confirmatory Analysis Report

Batch Data Path C:\MyFiles\anord\Documents\blood data\6-27-17 blood screen AM 25-26\62817mdq p1\QuantResults\62817 n
Analysis Time 6/30/2017 11:50 AM **Analyst Name** anord
Report Time 6/30/2017 12:18 PM **Reporter Name** ISP Tox
Last Calib Update 6/30/2017 11:50 AM **Batch State** Processed

Analysis Info

Acq Time 2017-06-28 12:41 **Data File** b cal 3-25ng.d
Sample Type Calibration **Sample Name** b cal 3-25ng
Dilution 1 **Acq Method** Quant Panel 1b 11-18-2016.m
Position PI-C1 **Sample Info**
Inj Vol -1 **Comment** AM 28

Sample Chromatogram



Results

Compound	ISTD Compound	RT	Response	ISTD Resp	Resp Ratio	Final Conc
Oxymorphone	Oxymorphone-D3	2.009	23650	46030	0.5138	23.0916
Dihydrocodeine	Dihydrocodeine-D6	4.496	53441	106084	0.5038	26.1323
Naloxone	Naloxone-D5	4.693	40468	101277	0.3996	25.2551
Noroxycodone	Noroxycodone-D3	5.017	36227	69113	0.5242	24.3773
Naltrexone	Naltrexone-D3	5.192	68564	137068	0.5002	25.2142
Acetyl Norfentanyl	Acetyl Norfentanyl-D5	5.304	19292	389606	0.0495	2.3949
Naltrexol	Naltrexol-D3	5.451	199965	334246	0.5983	24.8937
O-desmethyl-tramadol	O-desmethyl-tramadol-D6	5.579	365153	740719	0.4930	24.7755
Ketamine	Ketamine-D4	6.361	150891	260109	0.5801	25.2323
Norfentanyl	Norfentanyl-D5	6.404	22798	477837	0.0477	2.8435
alpha-PVP	alpha-PVP-d8	6.729	216919	415733	0.5218	24.4961
Acetyl Fentanyl	Acetyl Fentanyl-D5	7.001	22250	530419	0.0419	2.4883
Norbuprenorphine	Norbuprenorphine-D3	7.315	468	10062	0.0465	2.8933
Fentanyl	Fentanyl-D5	7.339	24301	438550	0.0554	2.5789
EDDP	EDDP-D3	7.431	24414	52947	0.4611	23.6273
Buprenorphine	Buprenorphine-D4	7.757	6013	80462	0.0747	2.4289
Quetiapine	Quetiapine-D8	7.600	330417	177388	1.8627	25.2070
Sufentanil	Sufentanil-D5	7.599	18353	347417	0.0528	2.5099
Cyclobenzaprine	Cyclobenzaprine-D3	7.653	118952	215170	0.5528	24.9683
Methadone	Methadone-D9	7.664	207864	451174	0.4607	25.0923
Fluoxetine	Fluoxetine-D6	7.705	268617	525630	0.5110	25.1505
Oxazepam	Oxazepam-D5	7.750	14435	28145	0.5129	24.1062
Sertraline	Sertraline-D3	7.767	79693	167651	0.4754	23.3938

ISP FORENSICS - Cd'A Instrument # 62340
Multi-Drug Confirmatory Analysis Report

b-cal 3-25

Compound	ISTD Compound	RT	Response	ISTD Resp	Resp Ratio	Final Conc
Temazepam	Temazepam-D5	7.788	103966	218332	0.4762	25.9161
Nordiazepam	Nordiazepam-D5	7.856	23394	26625	0.8786	27.0261
Diazepam	Diazepam-D5	7.911	126952	222078	0.5717	24.3553



ISP FORENSICS - Cd'A Instrument # 62340

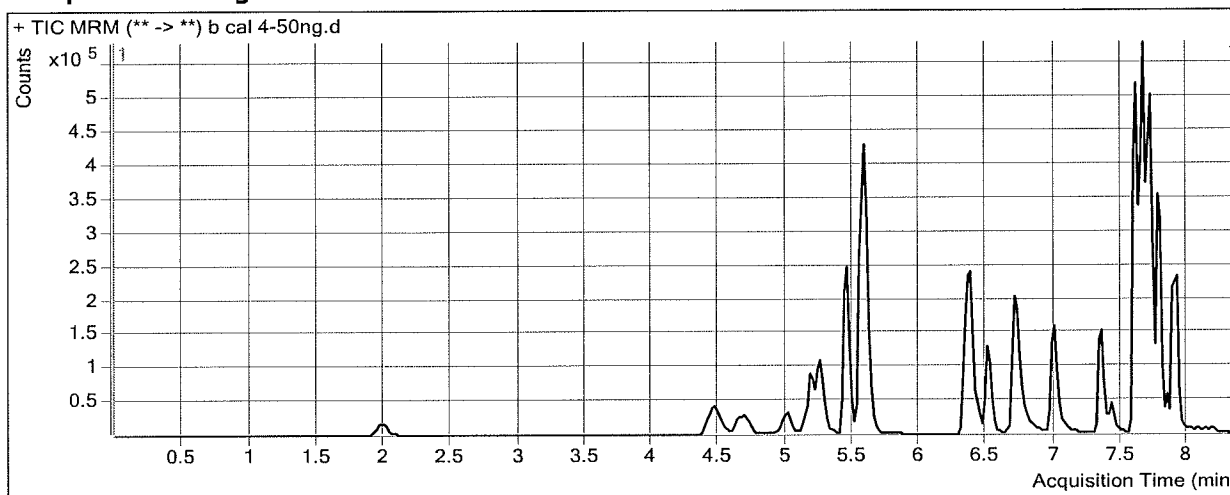
Multi-Drug Confirmatory Analysis Report

Batch Data Path C:\MyFiles\anord\Documents\blood data\6-27-17 blood screen AM 25-26\62817mdq p1\QuantResults\62817 n
Analysis Time 6/30/2017 11:50 AM **Analyst Name** anord
Report Time 6/30/2017 12:18 PM **Reporter Name** ISP Tox
Last Calib Update 6/30/2017 11:50 AM **Batch State** Processed

Analysis Info

Acq Time 2017-06-28 13:06 **Data File** b cal 4-50ng.d
Sample Type Calibration **Sample Name** b cal 4-50ng
Dilution 1 **Acq Method** Quant Panel 1b 11-18-2016.m
Position P1-D1 **Sample Info**
Inj Vol -1 **Comment** AM 28

Sample Chromatogram



Results

Compound	ISTD Compound	RT	Response	ISTD Resp	Resp Ratio	Final Conc
Oxymorphone	Oxymorphone-D3	1.989	49008	45204	1.0842	46.8989
Dihydrocodeine	Dihydrocodeine-D6	4.477	103971	106190	0.9791	51.2534
Naloxone	Naloxone-D5	4.693	78789	99656	0.7906	49.2767
Noroxycodone	Noroxycodone-D3	5.017	69456	66379	1.0464	47.9840
Naltrexone	Naltrexone-D3	5.192	129273	132925	0.9725	48.5853
Acetyl Norfentanyl	Acetyl Norfentanyl-D5	5.304	38492	395468	0.0973	4.6479
Naltrexol	Naltrexol-D3	5.451	400792	330259	1.2136	50.2550
O-desmethyl-tramadol	O-desmethyl-tramadol-D6	5.579	750615	754225	0.9952	49.4531
Ketamine	Ketamine-D4	6.341	306079	260233	1.1762	50.8848
Norfentanyl	Norfentanyl-D5	6.404	46836	486322	0.0963	4.9780
alpha-PVP	alpha-PVP-d8	6.709	431459	401275	1.0752	50.4356
Acetyl Fentanyl	Acetyl Fentanyl-D5	7.001	42643	513041	0.0831	4.8373
Norbuprenorphine	Norbuprenorphine-D3	7.315	629	8609	0.0731	4.5499
Fentanyl	Fentanyl-D5	7.339	44004	411681	0.1069	4.8905
EDDP	EDDP-D3	7.431	51349	52398	0.9800	48.4575
Buprenorphine	Buprenorphine-D4	7.777	10411	72638	0.1433	4.3379
Quetiapine	Quetiapine-D8	7.600	621594	160245	3.8790	52.1408
Sufentanil	Sufentanil-D5	7.599	32505	321358	0.1012	4.7372
Cyclobenzaprine	Cyclobenzaprine-D3	7.653	205181	190131	1.0792	47.5950
Methadone	Methadone-D9	7.664	402051	400968	1.0027	54.5172
Fluoxetine	Fluoxetine-D6	7.705	448003	462497	0.9687	47.2786
Oxazepam	Oxazepam-D5	7.730	28921	28977	0.9981	46.7310
Sertraline	Sertraline-D3	7.767	137441	142121	0.9671	46.2546

ISP FORENSICS - Cd'A Instrument # 62340
Multi-Drug Confirmatory Analysis Report

b cal 4-50

Compound	ISTD Compound	RT	Response	ISTD Resp	Resp Ratio	Final Conc
Temazepam	Temazepam-D5	7.788	205039	223632	0.9169	47.9416
Nordiazepam	Nordiazepam-D5	7.856	42003	28924	1.4522	43.9865
Diazepam	Diazepam-D5	7.911	245025	209379	1.1702	48.6202



ISP FORENSICS - Cd'A Instrument # 62340

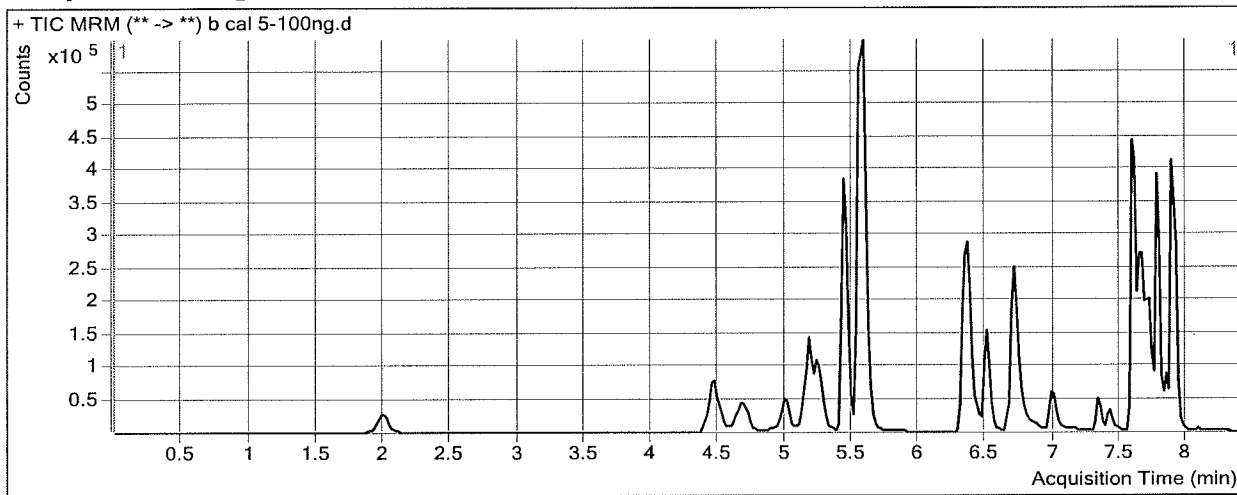
Multi-Drug Confirmatory Analysis Report

Batch Data Path	C:\MyFiles\anord\Documents\blood data\6-27-17 blood screen AM 25-26\62817mdq p1\QuantResults\62817 n		
Analysis Time	6/30/2017 11:50 AM	Analyst Name	anord
Report Time	6/30/2017 12:18 PM	Reporter Name	ISP Tox
Last Calib Update	6/30/2017 11:50 AM	Batch State	Processed

Analysis Info

Acq Time	2017-06-28 13:31	Data File	b cal 5-100ng.d
Sample Type	Calibration	Sample Name	b cal 5-100ng
Dilution	1	Acq Method	Quant Panel 1b 11-18-2016.m
Position	P1-E1	Sample Info	
Inj Vol	-1	Comment	AM 28

Sample Chromatogram



Results

Compound	ISTD Compound	RT	Response	ISTD Resp	Resp Ratio	Final Conc
Oxymorphone	Oxymorphone-D3	2.009	98684	43855	2.2502	95.5721
Dihydrocodeine	Dihydrocodeine-D6	4.477	202347	100656	2.0103	105.7495
Naloxone	Naloxone-D5	4.693	144690	92617	1.5622	96.6788
Noroxycodone	Noroxycodone-D3	5.017	128448	59991	2.1411	97.4738
Naltrexone	Naltrexone-D3	5.172	245956	120617	2.0392	101.3659
Acetyl Norfentanyl	Acetyl Norfentanyl-D5	5.304	74755	366119	0.2042	9.6823
Naltrexol	Naltrexol-D3	5.430	759887	311437	2.4399	100.8025
O-desmethyl-tramadol	O-desmethyl-tramadol-D6	5.579	1474965	741335	1.9896	98.3123
Ketamine	Ketamine-D4	6.341	555379	233298	2.3806	102.7173
Norfentanyl	Norfentanyl-D5	6.404	79060	407995	0.1938	9.2593
alpha-PVP	alpha-PVP-d8	6.709	618850	293731	2.1069	98.7877
Acetyl Fentanyl	Acetyl Fentanyl-D5	7.001	27136	170492	0.1592	9.1763
Norbuprenorphine	Norbuprenorphine-D3	7.295	484	3483	0.1391	8.6712
Fentanyl	Fentanyl-D5	7.339	23608	107123	0.2204	9.9870
EDDP	EDDP-D3	7.431	54773	28323	1.9338	94.1039
Buprenorphine	Buprenorphine-D4	7.757	6766	23511	0.2878	8.3588
Quetiapine	Quetiapine-D8	7.600	722500	94049	7.6822	102.9417
Sufentanil	Sufentanil-D5	7.579	16052	72249	0.2222	10.3154
Cyclobenzaprine	Cyclobenzaprine-D3	7.633	103855	48836	2.1266	92.6251
Methadone	Methadone-D9	7.664	266631	144842	1.8408	100.0213
Fluoxetine	Fluoxetine-D6	7.705	259696	125235	2.0737	100.7102
Oxazepam	Oxazepam-D5	7.730	57443	25820	2.2247	103.9282
Sertraline	Sertraline-D3	7.767	77743	37170	2.0915	98.5321

ISP FORENSICS - Cd'A Instrument # 62340
Multi-Drug Confirmatory Analysis Report

b cal 5/00

Compound	ISTD Compound	RT	Response	ISTD Resp	Resp Ratio	Final Conc
Temazepam	Temazepam-D5	7.768	408167	211911	1.9261	98.3855
Nordiazepam	Nordiazepam-D5	7.856	91407	27923	3.2735	97.8411
Diazepam	Diazepam-D5	7.891	463817	197682	2.3463	96.2933



ISP FORENSICS - Cd'A Instrument # 62340

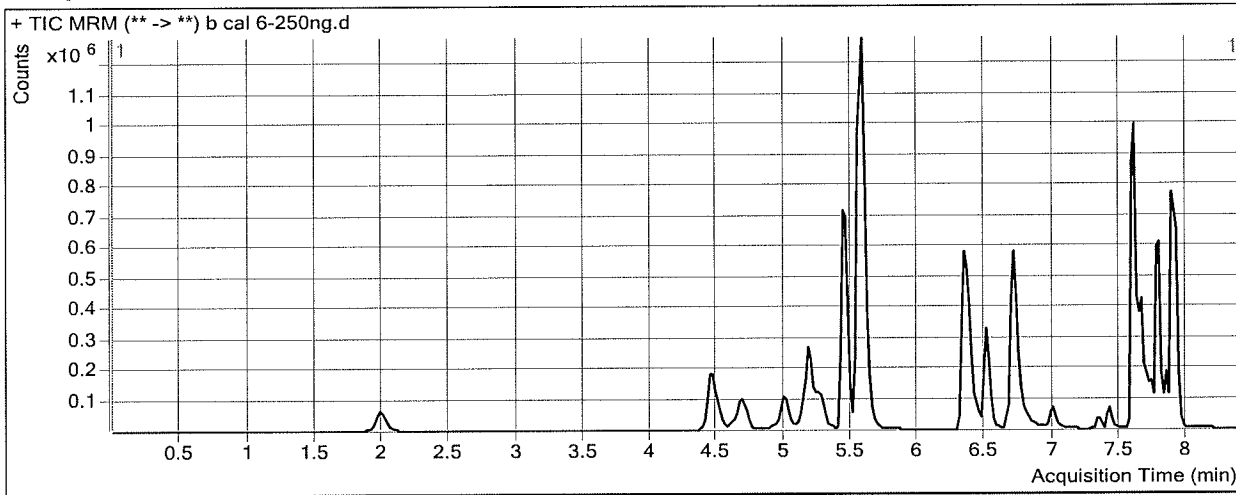
Multi-Drug Confirmatory Analysis Report

Batch Data Path C:\MyFiles\anord\Documents\blood data\6-27-17 blood screen AM 25-26\62817mdq p1\QuantResults\62817 n
Analysis Time 6/30/2017 11:50 AM **Analyst Name** anord
Report Time 6/30/2017 12:18 PM **Reporter Name** ISP Tox
Last Calib Update 6/30/2017 11:50 AM **Batch State** Processed

Analysis Info

Acq Time 2017-06-28 13:57 **Data File** b cal 6-250ng.d
Sample Type Calibration **Sample Name** b cal 6-250ng
Dilution 1 **Acq Method** Quant Panel 1b 11-18-2016.m
Position P1-F1 **Sample Info**
Inj Vol -1 **Comment** AM 28

Sample Chromatogram



Results

Compound	ISTD Compound	RT	Response	ISTD Resp	Resp Ratio	Final Conc
Oxymorphone	Oxymorphone-D3	1.989	250786	43761	5.7308	240.8511
Dihydrocodeine	Dihydrocodeine-D6	4.477	519048	103623	5.0090	264.2273
Naloxone	Naloxone-D5	4.693	367033	88451	4.1496	255.6207
Noroxycodone	Noroxycodone-D3	4.997	321223	57448	5.5915	253.4545
Naltrexone	Naltrexone-D3	5.172	559571	107334	5.2134	258.4375
Acetyl Norfentanyl	Acetyl Norfentanyl-D5	5.304	200529	366947	0.5465	25.8106
Naltrexol	Naltrexol-D3	5.451	1803306	293556	6.1430	253.4305
O-desmethyl-tramadol	O-desmethyl-tramadol-D6	5.579	3746288	757403	4.9462	243.5852
Ketamine	Ketamine-D4	6.341	1393326	242258	5.7514	247.7866
Norfentanyl	Norfentanyl-D5	6.404	220748	420467	0.5250	23.8083
alpha-PVP	alpha-PVP-d8	6.709	1623827	309379	5.2487	246.0416
Acetyl Fentanyl	Acetyl Fentanyl-D5	7.001	56240	135852	0.4140	23.7156
Norbuprenorphine	Norbuprenorphine-D3	7.295	1066	2647	0.4029	25.1404
Fentanyl	Fentanyl-D5	7.339	32843	60423	0.5435	24.4996
EDDP	EDDP-D3	7.431	140925	28405	4.9612	238.9766
Buprenorphine	Buprenorphine-D4	7.757	10191	14349	0.7102	20.1157
Quetiapine	Quetiapine-D8	7.600	1805846	92004	19.6278	262.5079
Sufentanil	Sufentanil-D5	7.579	17934	33227	0.5397	24.9515
Cyclobenzaprine	Cyclobenzaprine-D3	7.653	112694	20053	5.6197	242.7923
Methadone	Methadone-D9	7.664	464449	98391	4.7204	256.3574
Fluoxetine	Fluoxetine-D6	7.705	157721	34085	4.6272	224.1853
Oxazepam	Oxazepam-D5	7.730	150147	28591	5.2515	245.0671
Sertraline	Sertraline-D3	7.767	50856	9974	5.0990	238.3509

ISP FORENSICS - Cd'A Instrument # 62340
Multi-Drug Confirmatory Analysis Report

b-cal 6-250

Compound	ISTD Compound	RT	Response	ISTD Resp	Resp Ratio	Final Conc
Temazepam	Temazepam-D5	7.788	1020556	207326	4.9225	248.1454
Nordiazepam	Nordiazepam-D5	7.856	228924	27953	8.1897	243.2097
Diazepam	Diazepam-D5	7.891	1120238	182534	6.1372	249.9640

ISP FORENSICS - Cd'A Instrument # 62340

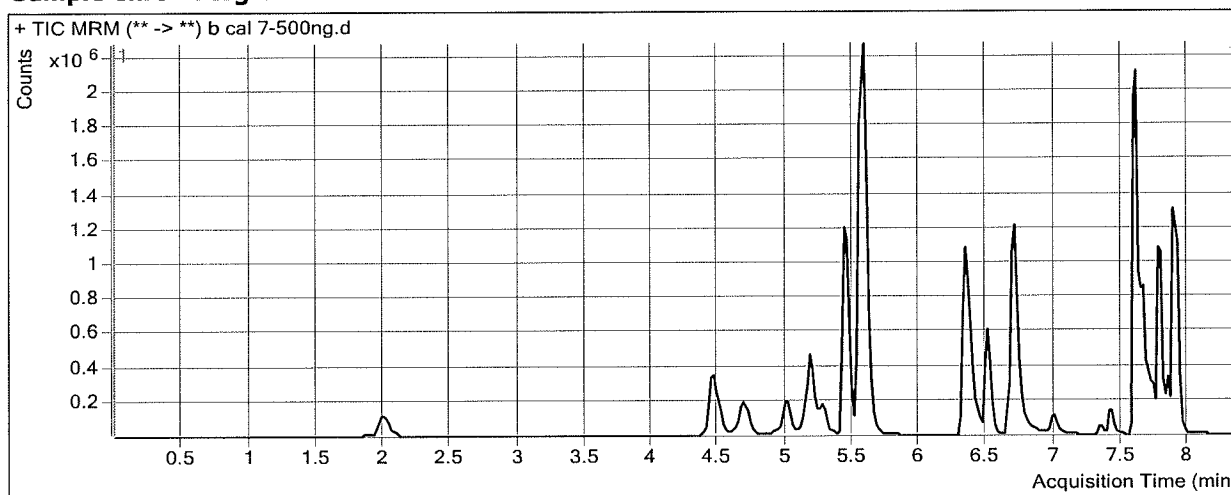
Multi-Drug Confirmatory Analysis Report

Batch Data Path	C:\MyFiles\anord\Documents\blood data\6-27-17 blood screen AM 25-26\62817mdq p1\QuantResults\62817 n		
Analysis Time	6/30/2017 11:50 AM	Analyst Name	anord
Report Time	6/30/2017 12:18 PM	Reporter Name	ISP Tox
Last Calib Update	6/30/2017 11:50 AM	Batch State	Processed

Analysis Info

Acq Time	2017-06-28 14:22	Data File	b cal 7-500ng.d
Sample Type	Calibration	Sample Name	b cal 7-500ng
Dilution	1	Acq Method	Quant Panel 1b 11-18-2016.m
Position	P1-G1	Sample Info	
Inj Vol	-1	Comment	AM 28

Sample Chromatogram



Results

Compound	ISTD Compound	RT	Response	ISTD Resp	Resp Ratio	Final Conc
Oxymorphone	Oxymorphone-D3	2.009	513849	43437	11.8297	495.4253
Dihydrocodeine	Dihydrocodeine-D6	4.477	987843	105277	9.3833	495.4035
Naloxone	Naloxone-D5	4.693	717145	88623	8.0921	497.8145
Noroxycodone	Noroxycodone-D3	4.997	627514	54756	11.4601	518.7531
Naltrexone	Naltrexone-D3	5.172	1014965	99606	10.1898	504.6860
Acetyl Norfentanyl	Acetyl Norfentanyl-D5	5.304	422583	371718	1.1368	53.6268
Naltrexol	Naltrexol-D3	5.430	3267872	270526	12.0797	498.1248
O-desmethyl-tramadol	O-desmethyl-tramadol-D6	5.579	7477604	745419	10.0314	493.4443
Ketamine	Ketamine-D4	6.341	2810707	248813	11.2965	486.4257
Norfentanyl	Norfentanyl-D5	6.404	464825	438943	1.0590	47.2620
alpha-PVP	alpha-PVP-d8	6.709	3668092	338674	10.8308	507.6691
Acetyl Fentanyl	Acetyl Fentanyl-D5	7.001	128989	151052	0.8539	48.8189
Norbuprenorphine	Norbuprenorphine-D3	7.295	2272	2765	0.8217	51.2909
Fentanyl	Fentanyl-D5	7.339	67002	63153	1.0609	47.7344
EDDP	EDDP-D3	7.431	335831	33682	9.9707	478.7044
Buprenorphine	Buprenorphine-D4	7.757	19479	11199	1.7393	48.7584
Quetiapine	Quetiapine-D8	7.600	4015277	107148	37.4740	500.8907
Sufentanil	Sufentanil-D5	7.579	40207	36895	1.0898	50.3016
Cyclobenzaprine	Cyclobenzaprine-D3	7.633	244506	22180	11.0237	475.1060
Methadone	Methadone-D9	7.664	992680	109057	9.1024	494.2605
Fluoxetine	Fluoxetine-D6	7.705	387490	36567	10.5966	512.8307
Oxazepam	Oxazepam-D5	7.730	295582	27237	10.8523	506.2305
Sertraline	Sertraline-D3	7.767	110417	10015	11.0252	513.8680

ISP FORENSICS - Cd'A Instrument # 62340
Multi-Drug Confirmatory Analysis Report

b cal > 500

Compound	ISTD Compound	RT	Response	ISTD Resp	Resp Ratio	Final Conc
Temazepam	Temazepam-D5	7.788	1933045	199435	9.6926	486.5604
Nordiazepam	Nordiazepam-D5	7.856	415537	24393	17.0349	504.7561
Diazepam	Diazepam-D5	7.891	2022569	164780	12.2744	498.7490



ISP FORENSICS - Cd'A Instrument # 62340

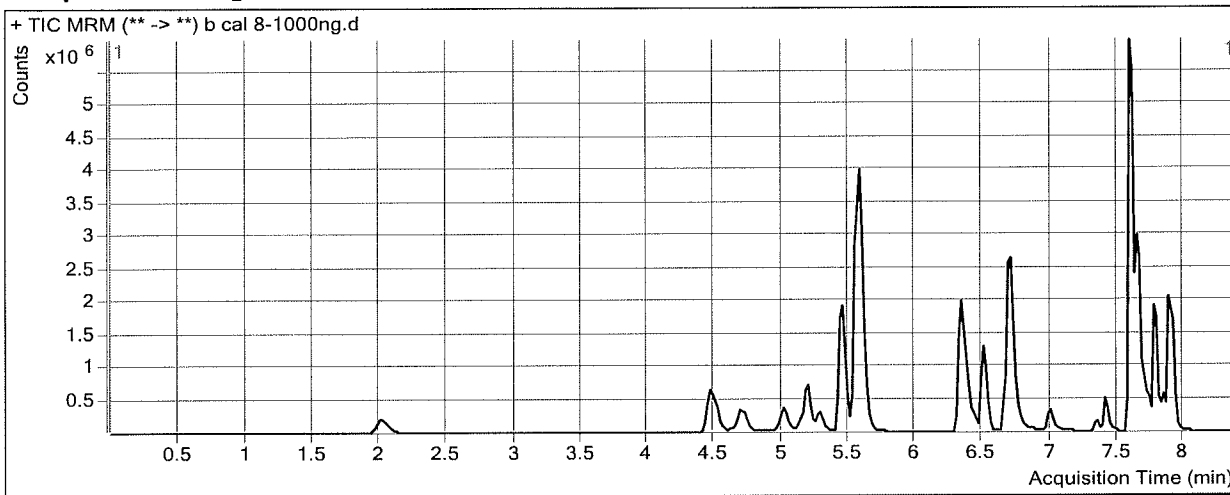
Multi-Drug Confirmatory Analysis Report

Batch Data Path C:\MyFiles\anord\Documents\blood data\6-27-17 blood screen AM 25-26\62817mdq p1\QuantResults\62817 n
Analysis Time 6/30/2017 11:50 AM **Analyst Name** anord
Report Time 6/30/2017 12:18 PM **Reporter Name** ISP Tox
Last Calib Update 6/30/2017 11:50 AM **Batch State** Processed

Analysis Info

Acq Time 2017-06-28 14:48 **Data File** b cal 8-1000ng.d
Sample Type Calibration **Sample Name** b cal 8-1000ng
Dilution 1 **Acq Method** Quant Panel 1b 11-18-2016.m
Position P1-H1 **Sample Info**
Inj Vol -1 **Comment** AM 28

Sample Chromatogram




Results

Compound	ISTD Compound	RT	Response	ISTD Resp	Resp Ratio	Final Conc
Oxymorphone	Oxymorphone-D3	2.029	957670	39173	24.4474	1022.0908
Dihydrocodeine	Dihydrocodeine-D6	4.477	1787541	96035	18.6134	983.2034
Naloxone	Naloxone-D5	4.693	1309298	77884	16.8109	1033.4231
Noroxycodone	Noroxycodone-D3	5.017	1143092	52616	21.7250	982.7892
Naltrexone	Naltrexone-D3	5.192	1635506	81491	20.0698	993.5838
Acetyl Norfentanyl	Acetyl Norfentanyl-D5	5.304	781804	316620	2.4692	116.4054
Naltrexol	Naltrexol-D3	5.451	5459873	225615	24.1999	997.6855
O-desmethyl-tramadol	O-desmethyl-tramadol-D6	5.579	13923376	674266	20.6497	1015.1701
Ketamine	Ketamine-D4	6.341	5334599	232499	22.9446	987.7195
Norfentanyl	Norfentanyl-D5	6.404	1024319	434285	2.3586	104.3489
alpha-PVP	alpha-PVP-d8	6.709	8048086	372288	21.6179	1013.2524
Acetyl Fentanyl	Acetyl Fentanyl-D5	7.001	498694	275500	1.8101	103.3781
Norbuprenorphine	Norbuprenorphine-D3	7.295	8069	3479	2.3197	144.8100
Fentanyl	Fentanyl-D5	7.339	230882	100917	2.2878	102.8306
EDDP	EDDP-D3	7.410	1072552	49428	21.6994	1039.9749
Buprenorphine	Buprenorphine-D4	7.757	51222	13218	3.8751	108.2044
Quetiapine	Quetiapine-D8	7.580	11144614	151583	73.5216	982.4026
Sufentanil	Sufentanil-D5	7.579	142144	65753	2.1618	99.7109
Cyclobenzaprine	Cyclobenzaprine-D3	7.633	672113	27790	24.1853	1040.9196
Methadone	Methadone-D9	7.664	3530710	192547	18.3369	995.6123
Fluoxetine	Fluoxetine-D6	7.705	676178	32245	20.9701	1014.4343
Oxazepam	Oxazepam-D5	7.730	538730	22999	23.4239	1092.4361
Sertraline	Sertraline-D3	7.767	165619	7682	21.5603	1003.6540

ISP FORENSICS - Cd'A Instrument # 62340
Multi-Drug Confirmatory Analysis Report

b-cal 8 1000

Compound	ISTD Compound	RT	Response	ISTD Resp	Resp Ratio	Final Conc
Temazepam	Temazepam-D5	7.768	3428338	168726	20.3190	1017.6780
Nordiazepam	Nordiazepam-D5	7.856	736293	21627	34.0455	1007.7475
Diazepam	Diazepam-D5	7.891	3316849	133660	24.8156	1007.1316



ISP FORENSICS - Cd'A Instrument # 62340

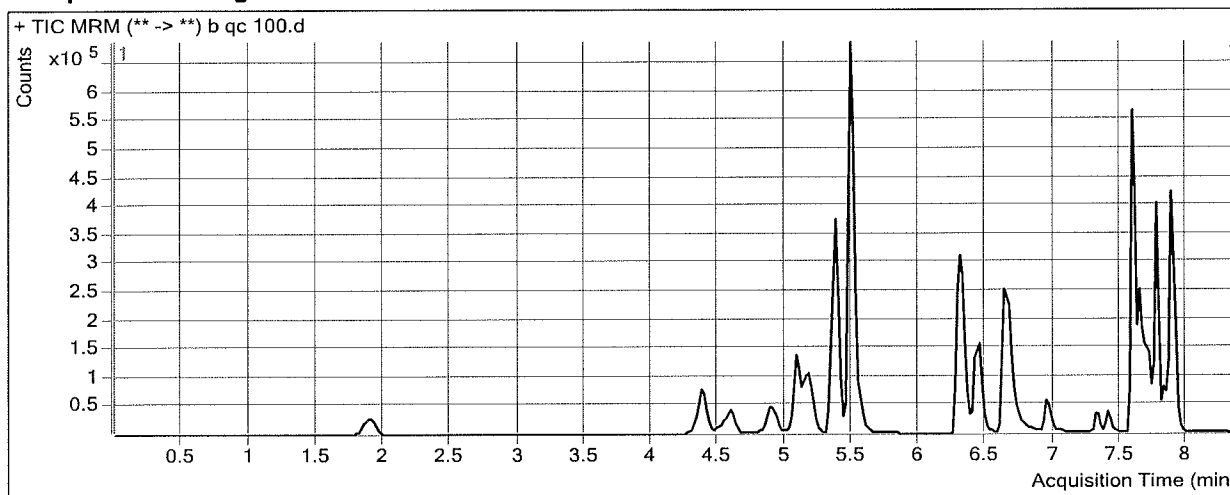
Multi-Drug Confirmatory Analysis Report

Batch Data Path C:\MyFiles\anord\Documents\blood data\6-27-17 blood screen AM 25-26\62817mdq p1\QuantResults\62817 n
Analysis Time 6/30/2017 11:50 AM **Analyst Name** anord
Report Time 6/30/2017 12:18 PM **Reporter Name** ISP Tox
Last Calib Update 6/30/2017 11:50 AM **Batch State** Processed

Analysis Info

Acq Time 2017-06-29 08:34 **Data File** b qc 100.d
Sample Type QC **Sample Name** b qc 100
Dilution 1 **Acq Method** Quant Panel 1b 11-18-2016.m
Position P1-B2 **Sample Info**
Inj Vol -1 **Comment** AM 28

Sample Chromatogram



Results

Compound	ISTD Compound	RT	Response	ISTD Resp	Resp Ratio	Final Conc
Oxymorphone	Oxymorphone-D3	1.908	95643	40654	2.3526	99.8446
Dihydrocodeine	Dihydrocodeine-D6	4.375	201719	96093	2.0992	110.4492
Naloxone	Naloxone-D5	4.589	132005	86851	1.5199	94.0780
Noroxycodone	Noroxycodone-D3	4.917	123326	54773	2.2516	102.4671
Naltrexone	Naltrexone-D3	5.092	214192	111467	1.9216	95.5473
Acetyl Norfentanyl	Acetyl Norfentanyl-D5	5.224	81787	362723	0.2255	10.6859
Naltrexol	Naltrexol-D3	5.370	735041	283797	2.5900	106.9885
O-desmethyl-tramadol	O-desmethyl-tramadol-D6	5.499	1612828	742312	2.1727	107.3090
Ketamine	Ketamine-D4	6.281	551196	227596	2.4218	104.4930
Norfentanyl	Norfentanyl-D5	6.344	87666	424225	0.2067	9.8248
alpha-PVP	alpha-PVP-d8	6.648	684478	289780	2.3621	110.7486
Acetyl Fentanyl	Acetyl Fentanyl-D5	6.962	27848	155784	0.1788	10.2944
Norbuprenorphine	Norbuprenorphine-D3	7.275	575	3108	0.1851	11.5435
Fentanyl	Fentanyl-D5	7.319	17027	79219	0.2149	9.7427
EDDP	EDDP-D3	7.410	60299	29817	2.0223	98.3382
Buprenorphine	Buprenorphine-D4	7.777	5625	22248	0.2528	7.3859
Quetiapine	Quetiapine-D8	7.580	850285	106988	7.9475	106.4857
Sufentanil	Sufentanil-D5	7.579	10181	51618	0.1972	9.1661
Cyclobenzaprine	Cyclobenzaprine-D3	7.633	66421	29698	2.2365	97.3503
Methadone	Methadone-D9	7.643	213928	105427	2.0292	110.2452
Fluoxetine	Fluoxetine-D6	7.705	183895	82963	2.2166	107.6213
Oxazepam	Oxazepam-D5	7.730	58876	25966	2.2674	105.9197
Sertraline	Sertraline-D3	7.767	49600	24168	2.0523	96.7068

ISP FORENSICS - Cd'A Instrument # 62340
Multi-Drug Confirmatory Analysis Report

b qc 100

Compound	ISTD Compound	RT	Response	ISTD Resp	Resp Ratio	Final Conc
Temazepam	Temazepam-D5	7.768	419421	186293	2.2514	114.6435
Nordiazepam	Nordiazepam-D5	7.836	96339	27194	3.5426	105.7980
Diazepam	Diazepam-D5	7.891	421919	173733	2.4286	99.6282



ISP FORENSICS - Cd'A Instrument # 62340
Multi-Drug Confirmatory Analysis Report

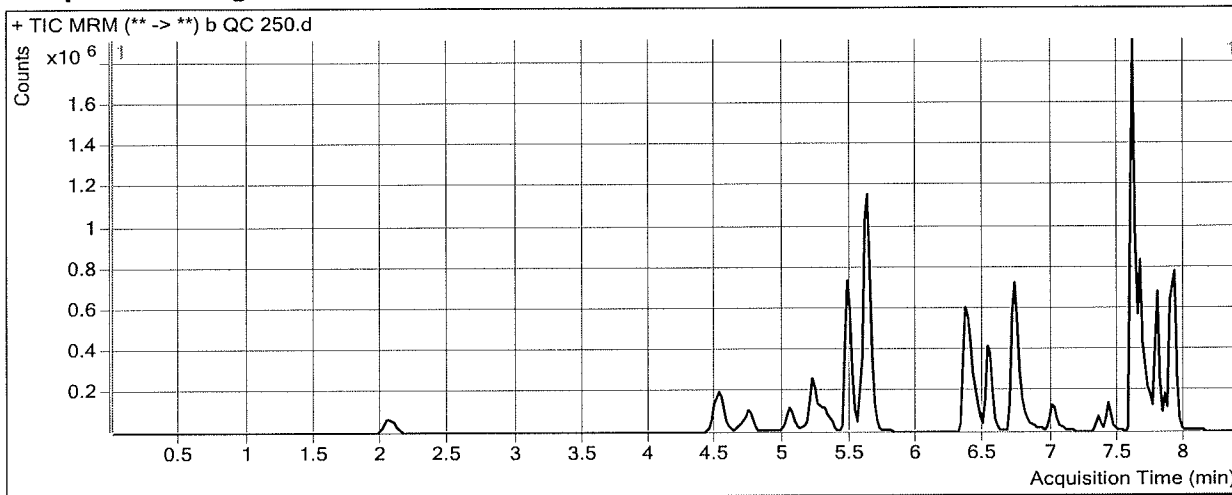
QC 250 b

Batch Data Path C:\MyFiles\anord\Documents\blood data\6-27-17 blood screen AM 25-26\62817mdq p1\QuantResults\62817 n
Analysis Time 6/30/2017 11:50 AM **Analyst Name** anord
Report Time 6/30/2017 12:18 PM **Reporter Name** ISP Tox
Last Calib Update 6/30/2017 11:50 AM **Batch State** Processed

Analysis Info

Acq Time 2017-06-29 12:22 **Data File** b QC 250.d
Sample Type QC **Sample Name** b QC 250
Dilution 1 **Acq Method** Quant Panel 1b 11-18-2016.m
Position P1-C2 **Sample Info**
Inj Vol -1 **Comment** AM 28

Sample Chromatogram



Results

Compound	ISTD Compound	RT	Response	ISTD Resp	Resp Ratio	Final Conc
Oxymorphone	Oxymorphone-D3	2.069	253050	42312	5.9806	251.2795
Dihydrocodeine	Dihydrocodeine-D6	4.516	546566	100704	5.4274	286.3420
Naloxone	Naloxone-D5	4.733	398731	84205	4.7352	291.5988
Noroxycodone	Noroxycodone-D3	5.057	350090	60759	5.7619	261.1576
Naltrexone	Naltrexone-D3	5.212	551420	105784	5.2127	258.4039
Acetyl Norfentanyl	Acetyl Norfentanyl-D5	5.344	210133	367722	0.5714	26.9869
Naltrexol	Naltrexol-D3	5.471	1751803	278624	6.2873	259.3811
O-desmethyl-tramadol	O-desmethyl-tramadol-D6	5.618	3617721	695337	5.2028	256.1934
Ketamine	Ketamine-D4	6.361	1532973	250750	6.1135	263.3717
Norfentanyl	Norfentanyl-D5	6.424	256474	474429	0.5406	24.4930
alpha-PVP	alpha-PVP-d8	6.729	2072082	367873	5.6326	264.0360
Acetyl Fentanyl	Acetyl Fentanyl-D5	7.021	117269	265274	0.4421	25.3184
Norbuprenorphine	Norbuprenorphine-D3	7.315	2016	4272	0.4719	29.4468
Fentanyl	Fentanyl-D5	7.339	60995	112517	0.5421	24.4341
EDDP	EDDP-D3	7.431	264956	50394	5.2577	253.1668
Buprenorphine	Buprenorphine-D4	7.757	19904	23505	0.8468	23.9172
Quetiapine	Quetiapine-D8	7.600	3139932	157576	19.9265	266.4968
Sufentanil	Sufentanil-D5	7.599	36123	66330	0.5446	25.1751
Cyclobenzaprine	Cyclobenzaprine-D3	7.653	161377	23472	6.8753	296.7680
Methadone	Methadone-D9	7.664	793844	180749	4.3920	238.5255
Fluoxetine	Fluoxetine-D6	7.705	160987	32149	5.0075	242.5752
Oxazepam	Oxazepam-D5	7.750	147119	25527	5.7634	268.9342
Sertraline	Sertraline-D3	7.767	44294	8183	5.4129	252.9451

ISP FORENSICS - Cd'A Instrument # 62340
Multi-Drug Confirmatory Analysis Report

b QC 250

Compound	ISTD Compound	RT	Response	ISTD Resp	Resp Ratio	Final Conc
Temazepam	Temazepam-D5	7.788	1000275	190838	5.2415	264.0900
Nordiazepam	Nordiazepam-D5	7.856	210156	25496	8.2428	244.7808
Diazepam	Diazepam-D5	7.911	1134109	176407	6.4290	261.7926



ISP FORENSICS - Cd'A Instrument # 62340

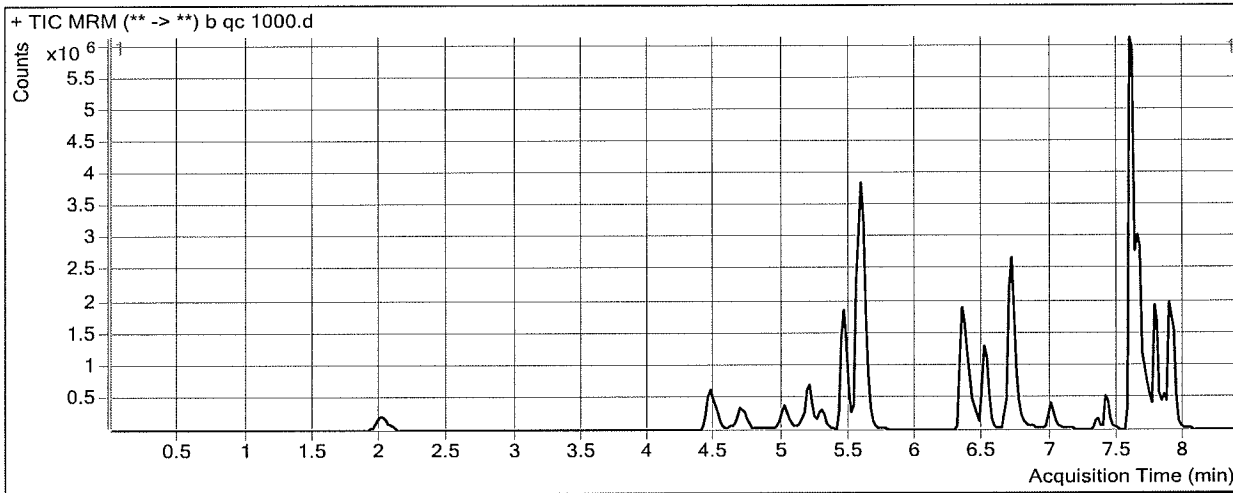
Multi-Drug Confirmatory Analysis Report

Batch Data Path C:\MyFiles\anord\Documents\blood data\6-27-17 blood screen AM 25-26\62817mdq p1\QuantResults\62817 n
Analysis Time 6/30/2017 11:50 AM **Analyst Name** anord
Report Time 6/30/2017 12:18 PM **Reporter Name** ISP Tox
Last Calib Update 6/30/2017 11:50 AM **Batch State** Processed

Analysis Info

Acq Time 2017-06-29 14:41 **Data File** b qc 1000.d
Sample Type QC **Sample Name** b qc 1000
Dilution 1 **Acq Method** Quant Panel 1b 11-18-2016.m
Position P1-D2 **Sample Info**
Inj Vol -1 **Comment** AM 28

Sample Chromatogram



Results

Compound	ISTD Compound	RT	Response	ISTD Resp	Resp Ratio	Final Conc
Oxymorphone	Oxymorphone-D3	2.009	928512	38690	23.9988	1003.3673
Dihydrocodeine	Dihydrocodeine-D6	4.477	1786023	93121	19.1796	1013.1268
Naloxone	Naloxone-D5	4.693	1253186	73099	17.1437	1053.8662
Noroxycodone	Noroxycodone-D3	5.017	1147367	49332	23.2582	1052.1014
Naltrexone	Naltrexone-D3	5.192	1562981	74017	21.1164	1045.3721
Acetyl Norfentanyl	Acetyl Norfentanyl-D5	5.304	849458	343106	2.4758	116.7150
Naltrexol	Naltrexol-D3	5.451	5164036	217136	23.7825	980.4785
O-desmethyl-tramadol	O-desmethyl-tramadol-D6	5.579	13663570	648840	21.0585	1035.2561
Ketamine	Ketamine-D4	6.341	5261277	225694	23.3115	1003.5102
Norfentanyl	Norfentanyl-D5	6.404	1058573	446732	2.3696	104.8301
alpha-PVP	alpha-PVP-d8	6.709	7924221	337745	23.4621	1099.6913
Acetyl Fentanyl	Acetyl Fentanyl-D5	7.001	599419	322144	1.8607	106.2640
Norbuprenorphine	Norbuprenorphine-D3	7.295	6474	3088	2.0968	130.8927
Fentanyl	Fentanyl-D5	7.339	247936	107661	2.3029	103.5083
EDDP	EDDP-D3	7.410	1108570	52929	20.9444	1003.8479
Buprenorphine	Buprenorphine-D4	7.757	48172	12291	3.9194	109.4364
Quetiapine	Quetiapine-D8	7.580	11902542	165974	71.7131	958.2457
Sufentanil	Sufentanil-D5	7.579	161181	67724	2.3800	109.7661
Cyclobenzaprine	Cyclobenzaprine-D3	7.633	741612	29204	25.3939	1092.8781
Methadone	Methadone-D9	7.664	3690467	194980	18.9274	1027.6751
Fluoxetine	Fluoxetine-D6	7.705	861424	40484	21.2783	1029.3375
Oxazepam	Oxazepam-D5	7.730	534232	23521	22.7127	1059.2742
Sertraline	Sertraline-D3	7.767	261523	11599	22.5474	1049.5478

ISP FORENSICS - Cd'A Instrument # 62340
Multi-Drug Confirmatory Analysis Report

b QC 1000

Compound	ISTD Compound	RT	Response	ISTD Resp	Resp Ratio	Final Conc
Temazepam	Temazepam-D5	7.768	3303121	150074	22.0100	1102.1946
Nordiazepam	Nordiazepam-D5	7.856	704051	20307	34.6702	1026.2188 *
Diazepam	Diazepam-D5	7.891	3174048	122211	25.9719	1054.0035

* outside range of curve not evaluated.



ISP FORENSICS - Cd'A Instrument # 62340

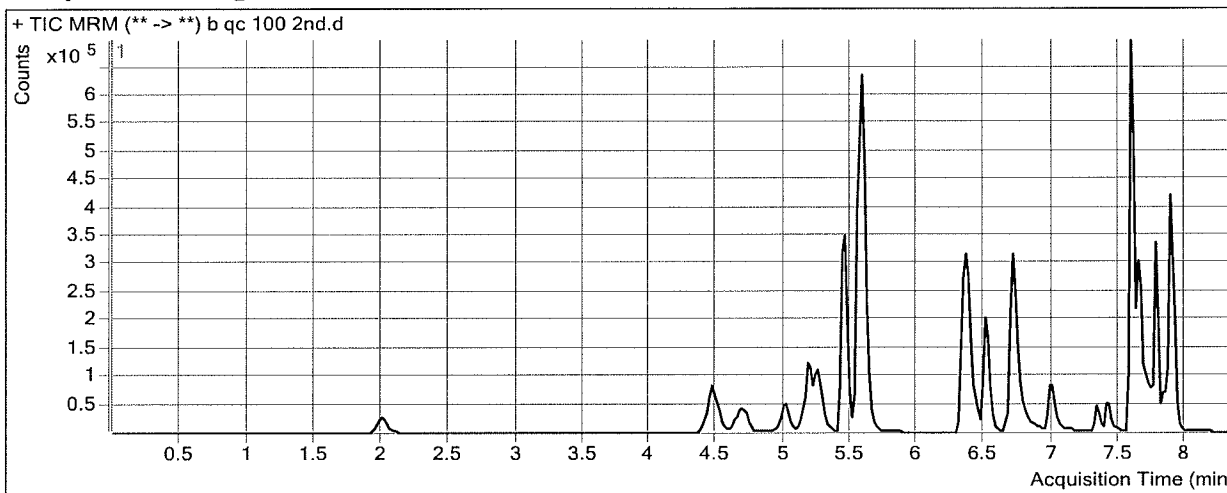
Multi-Drug Confirmatory Analysis Report

Batch Data Path	C:\MyFiles\anord\Documents\blood data\6-27-17 blood screen AM 25-26\62817mdq p1\QuantResults\62817 n		
Analysis Time	6/30/2017 11:50 AM	Analyst Name	anord
Report Time	6/30/2017 12:18 PM	Reporter Name	ISP Tox
Last Calib Update	6/30/2017 11:50 AM	Batch State	Processed

Analysis Info

Acq Time	2017-06-29 16:10	Data File	b qc 100 2nd.d
Sample Type	QC	Sample Name	b qc 100 2nd
Dilution	1	Acq Method	Quant Panel 1b 11-18-2016.m
Position	P1-E2	Sample Info	
Inj Vol	-1	Comment	AM 28

Sample Chromatogram




Results

Compound	ISTD Compound	RT	Response	ISTD Resp	Resp Ratio	Final Conc
Oxymorphone	Oxymorphone-D3	2.009	92351	40091	2.3035	97.7969
Dihydrocodeine	Dihydrocodeine-D6	4.477	201422	98561	2.0436	107.5118
Naloxone	Naloxone-D5	4.693	138669	85422	1.6233	100.4317
Noroxycodone	Noroxycodone-D3	5.017	130013	58283	2.2307	101.5247
Naltrexone	Naltrexone-D3	5.172	222619	110150	2.0210	100.4696
Acetyl Norfentanyl	Acetyl Norfentanyl-D5	5.304	82873	386445	0.2145	10.1661
Naltrexol	Naltrexol-D3	5.451	732539	289200	2.5330	104.6375
O-desmethyl-tramadol	O-desmethyl-tramadol-D6	5.579	1505841	728534	2.0669	102.1125
Ketamine	Ketamine-D4	6.341	571858	241814	2.3649	102.0421
Norfentanyl	Norfentanyl-D5	6.404	101862	490455	0.2077	9.8704
alpha-PVP	alpha-PVP-d8	6.709	826862	358691	2.3052	108.0846
Acetyl Fentanyl	Acetyl Fentanyl-D5	7.001	41954	245804	0.1707	9.8334
Norbuprenorphine	Norbuprenorphine-D3	7.295	671	4470	0.1501	9.3626
Fentanyl	Fentanyl-D5	7.319	19850	98270	0.2020	9.1616
EDDP	EDDP-D3	7.410	91735	44975	2.0397	99.1690
Buprenorphine	Buprenorphine-D4	7.757	8191	29144	0.2810	8.1710
Quetiapine	Quetiapine-D8	7.580	1069966	140148	7.6346	102.3060
Sufentanil	Sufentanil-D5	7.579	10300	44890	0.2295	10.6510
Cyclobenzaprine	Cyclobenzaprine-D3	7.633	50893	21756	2.3392	101.7649
Methadone	Methadone-D9	7.664	286808	154346	1.8582	100.9646
Fluoxetine	Fluoxetine-D6	7.705	63428	31854	1.9912	96.7239
Oxazepam	Oxazepam-D5	7.730	54763	24711	2.2161	103.5274
Sertraline	Sertraline-D3	7.767	18692	9584	1.9503	91.9665

ISP FORENSICS - Cd'A Instrument # 62340
Multi-Drug Confirmatory Analysis Report

b QC 100 2nd

Compound	ISTD Compound	RT	Response	ISTD Resp	Resp Ratio	Final Conc
Temazepam	Temazepam-D5	7.768	375369	187079	2.0065	102.4016
Nordiazepam	Nordiazepam-D5	7.856	86727	26500	3.2727	97.8171
Diazepam	Diazepam-D5	7.891	449022	180775	2.4839	101.8706

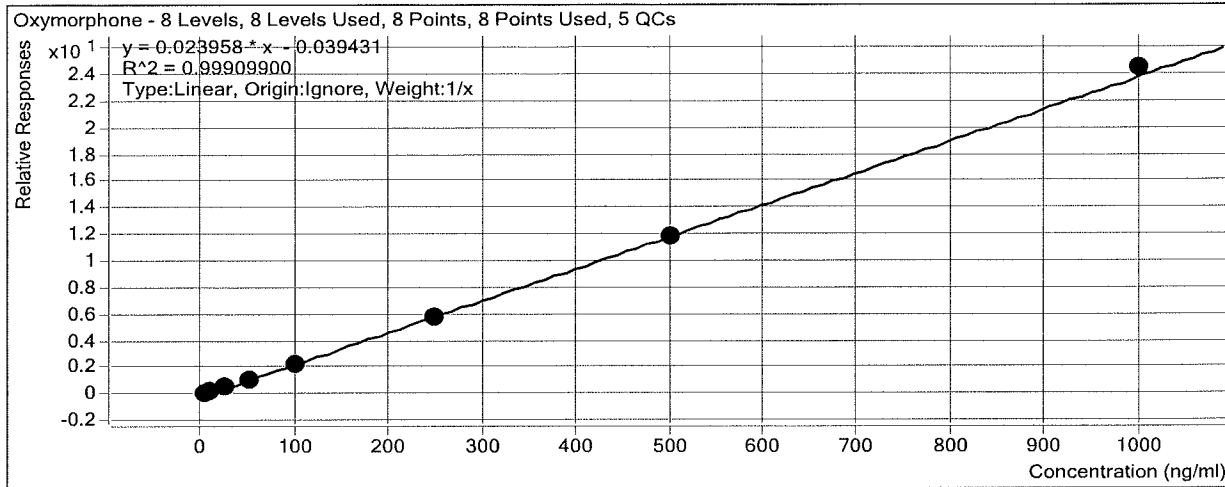


ISP Forensics Calibration Curve Report

Batch Data Path C:\MyFiles\anord\Documents\blood data\6-27-17 blood screen AM 25-26\62817mdq
p1\QuantResults\62817 mdqp1b.batch.bin

Last Calib Update 6/30/2017 11:50 AM **Analyst Name** ISP TOX

Target Compound Oxymorphone
Internal Standard Oxymorphone-D3

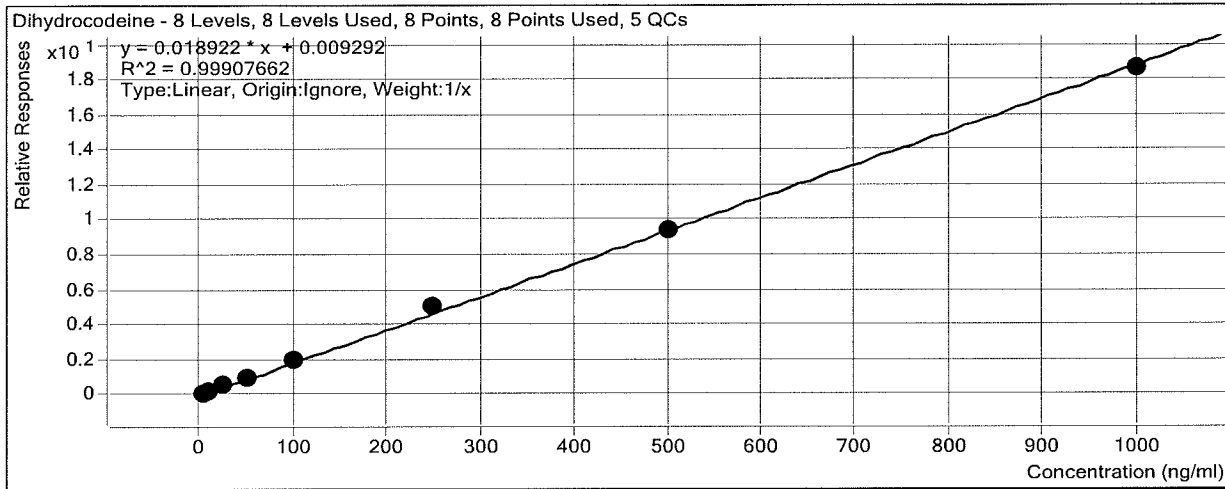


Sample	Level	Enabled	Exp Conc	Final Conc	Accuracy
b cal 1-5ng	1	<input checked="" type="checkbox"/>	5	6.0	119.9
b cal 2-10ng	2	<input checked="" type="checkbox"/>	10	10.1	100.8
b QC 10	2	<input checked="" type="checkbox"/>	10	11.0	109.6
b cal 3-25ng	3	<input checked="" type="checkbox"/>	25	23.1	92.4
b cal 4-50ng	4	<input checked="" type="checkbox"/>	50	46.9	93.8
b cal 5-100ng	5	<input checked="" type="checkbox"/>	100	95.6	95.6
b qc 100	5	<input checked="" type="checkbox"/>	100	99.8	99.8
b qc 100 2nd	5	<input checked="" type="checkbox"/>	100	97.8	97.8
b cal 6-250ng	6	<input checked="" type="checkbox"/>	250	240.9	96.3
b QC 250	6	<input checked="" type="checkbox"/>	250	251.3	100.5
b cal 7-500ng	7	<input checked="" type="checkbox"/>	500	495.4	99.1
b cal 8-1000ng	8	<input checked="" type="checkbox"/>	1000	1022.1	102.2
b qc 1000	8	<input checked="" type="checkbox"/>	1000	1003.4	100.3
b cal 8-1000ng	8	<input checked="" type="checkbox"/>	1000	1022.1	102.2

ISP Forensics Calibration Curve Report

Batch Data Path C:\MyFiles\anord\Documents\blood data\6-27-17 blood screen AM 25-26\62817mdq
 p1\QuantResults\62817 mdqp1b.batch.bin
Last Calib Update 6/30/2017 11:50 AM **Analyst Name** ISP TOX

Target Compound Dihydrocodeine
Internal Standard Dihydrocodeine-D6



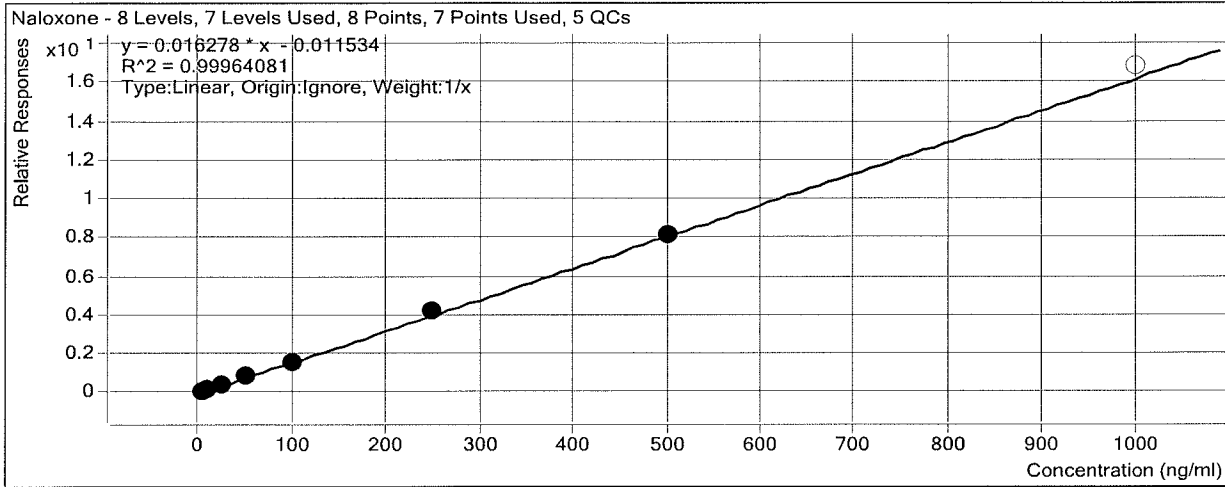
Sample	Level	Enabled	Exp Conc	Final Conc	Accuracy
b cal 1-5ng	1	<input checked="" type="checkbox"/>	5	4.4	87.6
b cal 2-10ng	2	<input checked="" type="checkbox"/>	10	9.6	96.5
b QC 10	2	<input checked="" type="checkbox"/>	10	10.0	99.7
b cal 3-25ng	3	<input checked="" type="checkbox"/>	25	26.1	104.5
b cal 4-50ng	4	<input checked="" type="checkbox"/>	50	51.3	102.5
b cal 5-100ng	5	<input checked="" type="checkbox"/>	100	105.7	105.7
b qc 100	5	<input checked="" type="checkbox"/>	100	110.4	110.4
b qc 100 2nd	5	<input checked="" type="checkbox"/>	100	107.5	107.5
b cal 6-250ng	6	<input checked="" type="checkbox"/>	250	264.2	105.7
b QC 250	6	<input checked="" type="checkbox"/>	250	286.3	114.5
b cal 7-500ng	7	<input checked="" type="checkbox"/>	500	495.4	99.1
b cal 8-1000ng	8	<input checked="" type="checkbox"/>	1000	983.2	98.3
b qc 1000	8	<input type="checkbox"/>	1000	1013.1	101.3
b cal 8-1000ng	8	<input checked="" type="checkbox"/>	1000	983.2	98.3

ISP Forensics Calibration Curve Report

Batch Data Path C:\MyFiles\anord\Documents\blood data\6-27-17 blood screen AM 25-26\62817mdq
p1\QuantResults\62817 mdqp1b.batch.bin

Last Calib Update 6/30/2017 11:50 AM **Analyst Name** ISP TOX

Target Compound *Naloxone*
Internal Standard *Naloxone-D5*

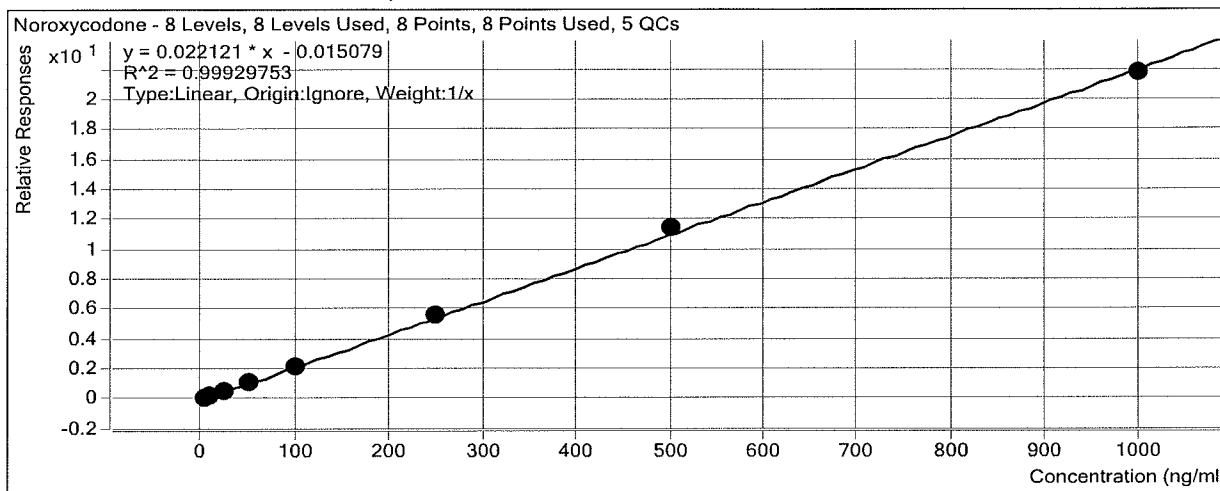


Sample	Level	Enabled	Exp Conc	Final Conc	Accuracy
b cal 1-5ng	1	<input checked="" type="checkbox"/>	5	4.8	96.8
b cal 2-10ng	2	<input checked="" type="checkbox"/>	10	10.5	105.1
b QC 10	2	<input checked="" type="checkbox"/>	10	9.8	98.4
b cal 3-25ng	3	<input checked="" type="checkbox"/>	25	25.3	101.0
b cal 4-50ng	4	<input checked="" type="checkbox"/>	50	49.3	98.6
b cal 5-100ng	5	<input checked="" type="checkbox"/>	100	96.7	96.7
b qc 100	5	<input checked="" type="checkbox"/>	100	94.1	94.1
b qc 100 2nd	5	<input checked="" type="checkbox"/>	100	100.4	100.4
b cal 6-250ng	6	<input checked="" type="checkbox"/>	250	255.6	102.2
b QC 250	6	<input checked="" type="checkbox"/>	250	291.6	116.6
b cal 7-500ng	7	<input checked="" type="checkbox"/>	500	497.8	99.6
b cal 8-1000ng	8	<input type="checkbox"/>	1000	1033.4	103.3
b qc 1000	8	<input type="checkbox"/>	1000	1053.9	105.4
b cal 8-1000ng	8	<input type="checkbox"/>	1000	1033.4	103.3

ISP Forensics Calibration Curve Report

Batch Data Path C:\MyFiles\anord\Documents\blood data\6-27-17 blood screen AM 25-26\62817mdq
p1\QuantResults\62817 mdqp1b.batch.bin
Last Calib Update 6/30/2017 11:50 AM **Analyst Name** ISP TOX

Target Compound *Noroxycodone*
Internal Standard *Noroxycodone-D3*

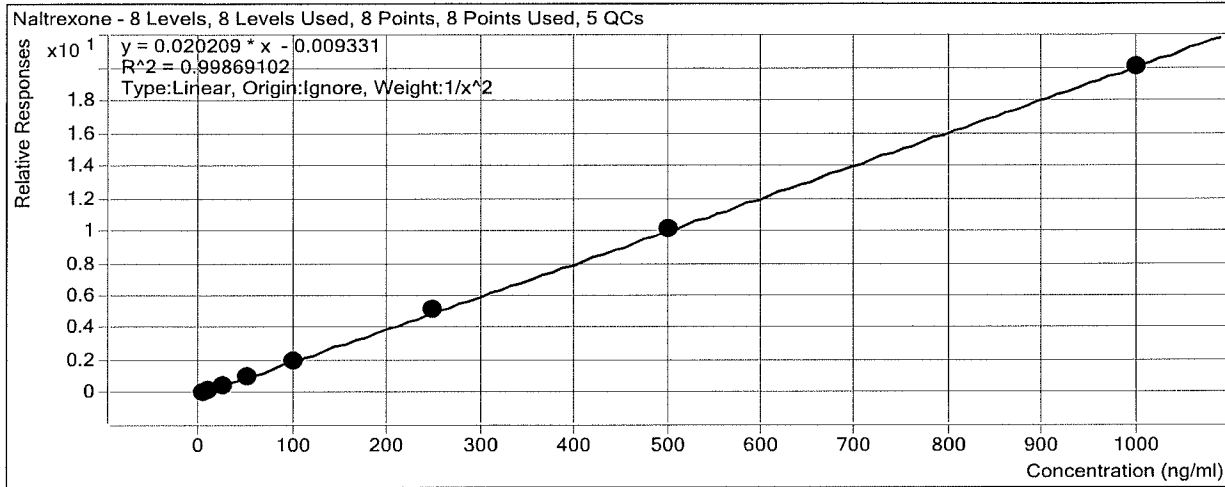


Sample	Level	Enabled	Exp Conc	Final Conc	Accuracy
b cal 1-5ng	1	<input checked="" type="checkbox"/>	5	5.4	107.9
b cal 2-10ng	2	<input checked="" type="checkbox"/>	10	9.8	97.7
b QC 10	2	<input checked="" type="checkbox"/>	10	10.4	104.4
b cal 3-25ng	3	<input checked="" type="checkbox"/>	25	24.4	97.5
b cal 4-50ng	4	<input checked="" type="checkbox"/>	50	48.0	96.0
b cal 5-100ng	5	<input checked="" type="checkbox"/>	100	97.5	97.5
b qc 100	5	<input checked="" type="checkbox"/>	100	102.5	102.5
b qc 100 2nd	5	<input checked="" type="checkbox"/>	100	101.5	101.5
b cal 6-250ng	6	<input checked="" type="checkbox"/>	250	253.5	101.4
b QC 250	6	<input checked="" type="checkbox"/>	250	261.2	104.5
b cal 7-500ng	7	<input checked="" type="checkbox"/>	500	518.8	103.8
b cal 8-1000ng	8	<input checked="" type="checkbox"/>	1000	982.8	98.3
b qc 1000	8	<input checked="" type="checkbox"/>	1000	1052.1	105.2
b cal 8-1000ng	8	<input checked="" type="checkbox"/>	1000	982.8	98.3

ISP Forensics Calibration Curve Report

Batch Data Path C:\MyFiles\anord\Documents\blood data\6-27-17 blood screen AM 25-26\62817mdq
p1\QuantResults\62817 mdqp1b.batch.bin
Last Calib Update 6/30/2017 11:50 AM **Analyst Name** ISP TOX

Target Compound Naltrexone
Internal Standard Naltrexone-D3

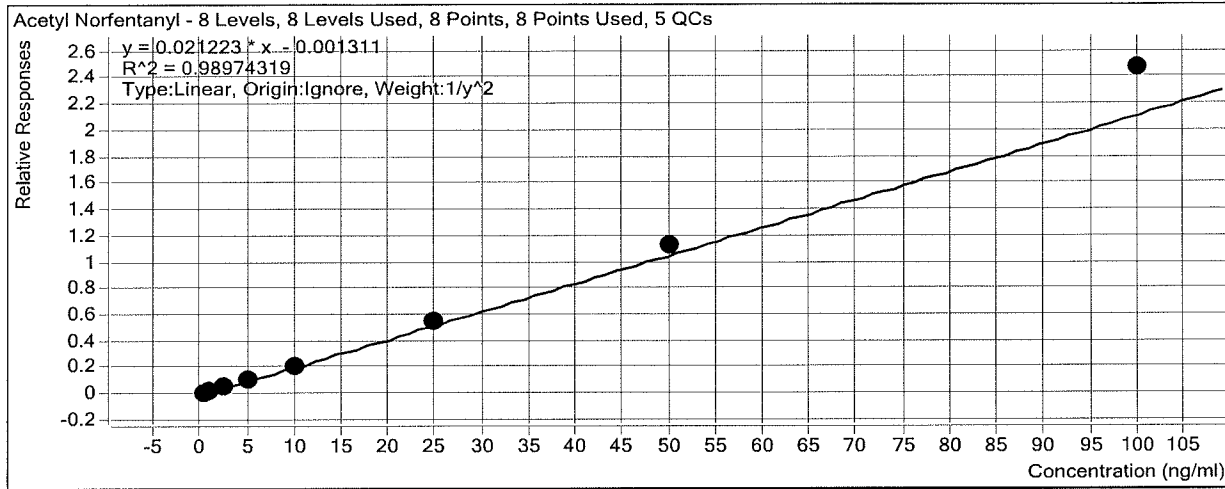


Sample	Level	Enabled	Exp Conc	Final Conc	Accuracy
b cal 1-5ng	1	<input checked="" type="checkbox"/>	5	5.2	103.0
b cal 2-10ng	2	<input checked="" type="checkbox"/>	10	9.4	93.9
b QC 10	2	<input checked="" type="checkbox"/>	10	10.2	102.2
b cal 3-25ng	3	<input checked="" type="checkbox"/>	25	25.2	100.9
b cal 4-50ng	4	<input checked="" type="checkbox"/>	50	48.6	97.2
b cal 5-100ng	5	<input checked="" type="checkbox"/>	100	101.4	101.4
b qc 100	5	<input checked="" type="checkbox"/>	100	95.5	95.5
b qc 100 2nd	5	<input checked="" type="checkbox"/>	100	100.5	100.5
b cal 6-250ng	6	<input checked="" type="checkbox"/>	250	258.4	103.4
b QC 250	6	<input checked="" type="checkbox"/>	250	258.4	103.4
b cal 7-500ng	7	<input checked="" type="checkbox"/>	500	504.7	100.9
b cal 8-1000ng	8	<input checked="" type="checkbox"/>	1000	993.6	99.4
b qc 1000	8	<input checked="" type="checkbox"/>	1000	1045.4	104.5
b cal 8-1000ng	8	<input checked="" type="checkbox"/>	1000	993.6	99.4

ISP Forensics Calibration Curve Report

Batch Data Path C:\MyFiles\anord\Documents\blood data\6-27-17 blood screen AM 25-26\62817mdq
 p1\QuantResults\62817 mdqp1b.batch.bin
Last Calib Update 6/30/2017 11:50 AM **Analyst Name** ISP TOX

Target Compound Acetyl Norfentanyl
Internal Standard Acetyl Norfentanyl-D5

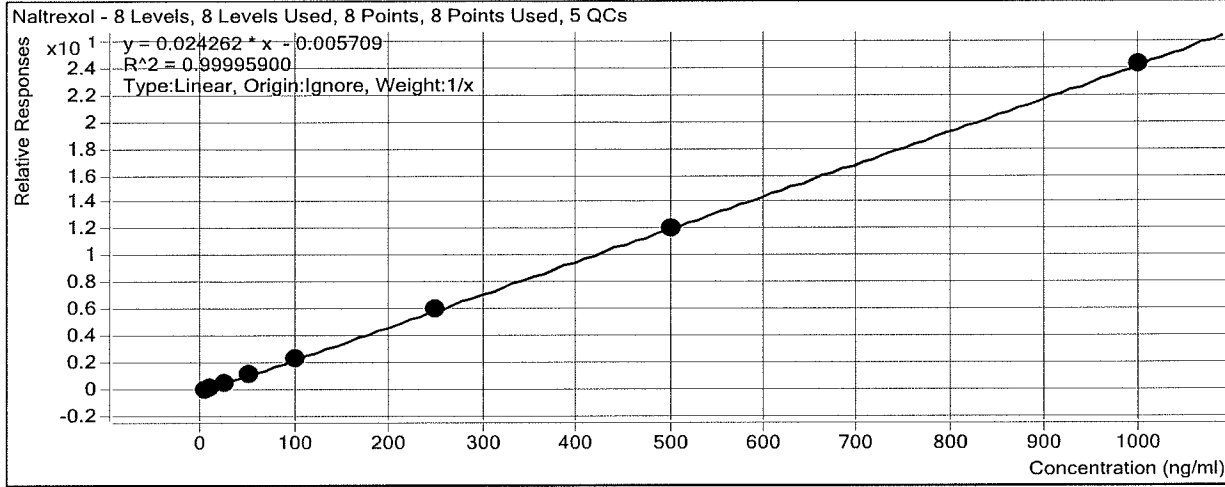


Sample	Level	Enabled	Exp Conc	Final Conc	Accuracy
b cal 1-5ng	1	<input checked="" type="checkbox"/>	0.5	0.5	107.7
b cal 2-10ng	2	<input checked="" type="checkbox"/>	1	0.9	90.5
b QC 10	2	<input checked="" type="checkbox"/>	1	1.0	98.4
b cal 3-25ng	3	<input checked="" type="checkbox"/>	2.5	2.4	95.8
b cal 4-50ng	4	<input checked="" type="checkbox"/>	5	4.6	93.0
b cal 5-100ng	5	<input checked="" type="checkbox"/>	10	9.7	96.8
b qc 100	5	<input checked="" type="checkbox"/>	10	10.7	106.9
b qc 100 2nd	5	<input checked="" type="checkbox"/>	10	10.2	101.7
b cal 6-250ng	6	<input checked="" type="checkbox"/>	25	25.8	103.2
b QC 250	6	<input checked="" type="checkbox"/>	25	27.0	107.9
b cal 7-500ng	7	<input checked="" type="checkbox"/>	50	53.6	107.3
b cal 8-1000ng	8	<input checked="" type="checkbox"/>	100	116.4	116.4
b qc 1000	8	<input type="checkbox"/>	100	116.7	116.7
b cal 8-1000ng	8	<input checked="" type="checkbox"/>	100	116.4	116.4

ISP Forensics Calibration Curve Report

Batch Data Path C:\MyFiles\anord\Documents\blood data\6-27-17 blood screen AM 25-26\62817mdq
 p1\QuantResults\62817 mdqp1b.batch.bin
Last Calib Update 6/30/2017 11:50 AM **Analyst Name** ISP TOX

Target Compound *Naltrexol*
Internal Standard *Naltrexol-D3*

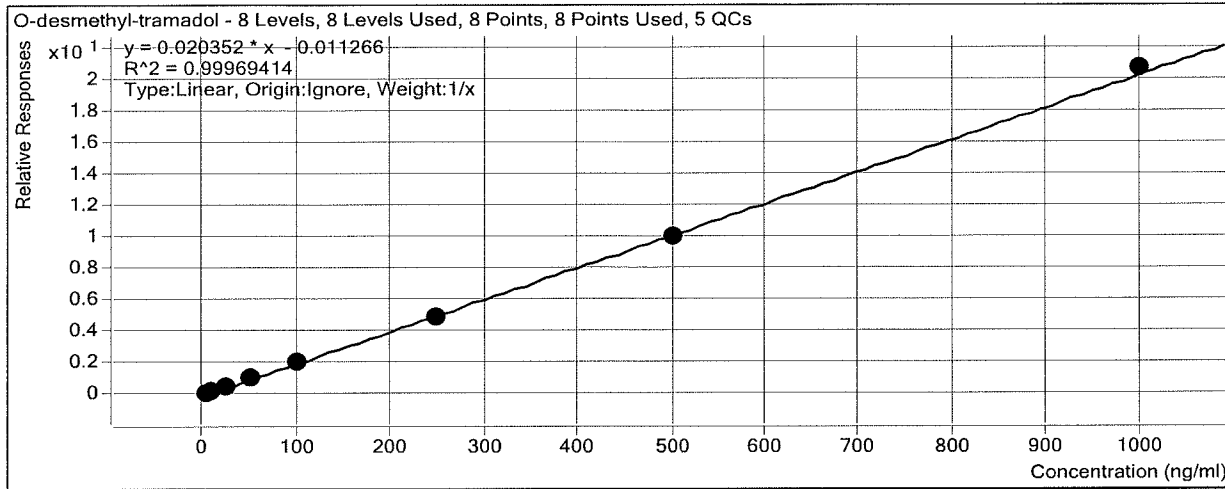


Sample	Level	Enabled	Exp Conc	Final Conc	Accuracy
b cal 1-5ng	1	<input checked="" type="checkbox"/>	5	5.0	100.5
b cal 2-10ng	2	<input checked="" type="checkbox"/>	10	9.8	97.8
b QC 10	2	<input checked="" type="checkbox"/>	10	10.1	101.1
b cal 3-25ng	3	<input checked="" type="checkbox"/>	25	24.9	99.6
b cal 4-50ng	4	<input checked="" type="checkbox"/>	50	50.3	100.5
b cal 5-100ng	5	<input checked="" type="checkbox"/>	100	100.8	100.8
b qc 100	5	<input checked="" type="checkbox"/>	100	107.0	107.0
b qc 100 2nd	5	<input checked="" type="checkbox"/>	100	104.6	104.6
b cal 6-250ng	6	<input checked="" type="checkbox"/>	250	253.4	101.4
b QC 250	6	<input checked="" type="checkbox"/>	250	259.4	103.8
b cal 7-500ng	7	<input checked="" type="checkbox"/>	500	498.1	99.6
b cal 8-1000ng	8	<input checked="" type="checkbox"/>	1000	997.7	99.8
b qc 1000	8	<input checked="" type="checkbox"/>	1000	980.5	98.0
b cal 8-1000ng	8	<input checked="" type="checkbox"/>	1000	997.7	99.8

ISP Forensics Calibration Curve Report

Batch Data Path C:\MyFiles\anord\Documents\blood data\6-27-17 blood screen AM 25-26\62817mdq
p1\QuantResults\62817 mdqp1b.batch.bin
Last Calib Update 6/30/2017 11:50 AM **Analyst Name** ISP TOX

Target Compound *O-desmethyl-tramadol*
Internal Standard *O-desmethyl-tramadol-D6*



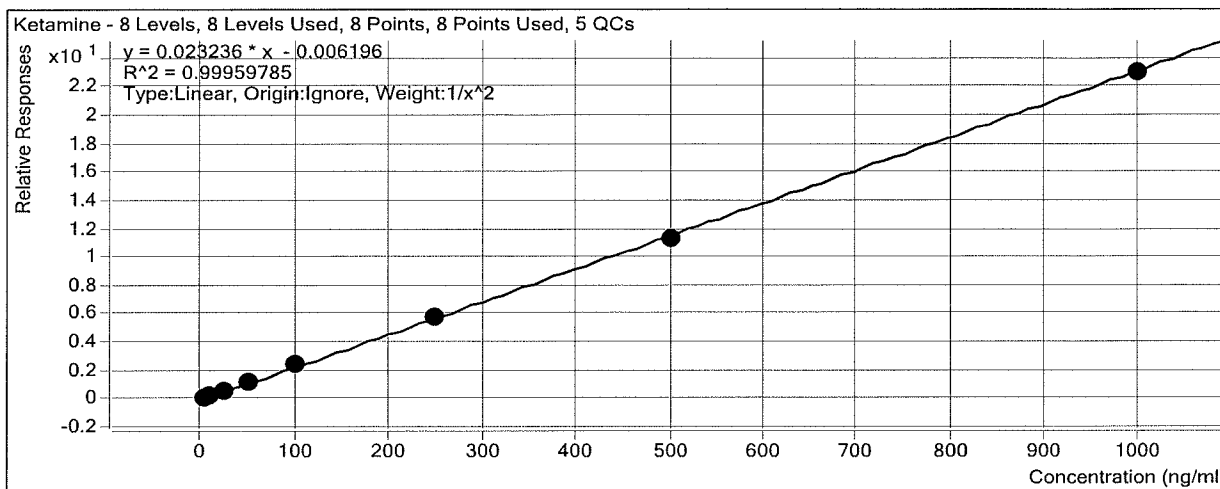
Sample	Level	Enabled	Exp Conc	Final Conc	Accuracy
b cal 1-5ng	1	<input checked="" type="checkbox"/>	5	5.3	106.9
b cal 2-10ng	2	<input checked="" type="checkbox"/>	10	9.9	99.2
b QC 10	2	<input checked="" type="checkbox"/>	10	10.6	105.6
b cal 3-25ng	3	<input checked="" type="checkbox"/>	25	24.8	99.1
b cal 4-50ng	4	<input checked="" type="checkbox"/>	50	49.5	98.9
b cal 5-100ng	5	<input checked="" type="checkbox"/>	100	98.3	98.3
b qc 100	5	<input checked="" type="checkbox"/>	100	107.3	107.3
b qc 100 2nd	5	<input checked="" type="checkbox"/>	100	102.1	102.1
b cal 6-250ng	6	<input checked="" type="checkbox"/>	250	243.6	97.4
b QC 250	6	<input checked="" type="checkbox"/>	250	256.2	102.5
b cal 7-500ng	7	<input checked="" type="checkbox"/>	500	493.4	98.7
b cal 8-1000ng	8	<input checked="" type="checkbox"/>	1000	1015.2	101.5
b qc 1000	8	<input checked="" type="checkbox"/>	1000	1035.3	103.5
b cal 8-1000ng	8	<input checked="" type="checkbox"/>	1000	1015.2	101.5

ISP Forensics Calibration Curve Report

Batch Data Path C:\MyFiles\anord\Documents\blood data\6-27-17 blood screen AM 25-26\62817mdq
p1\QuantResults\62817 mdqp1b.batch.bin

Last Calib Update 6/30/2017 11:50 AM **Analyst Name** ISP TOX

Target Compound *Ketamine*
Internal Standard *Ketamine-D4*



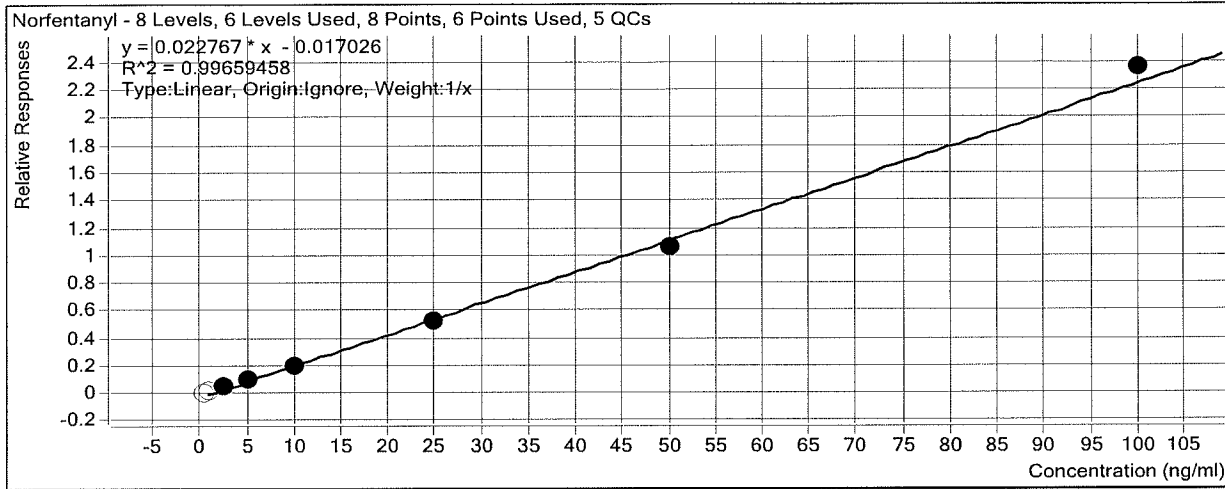
Sample	Level	Enabled	Exp Conc	Final Conc	Accuracy
b cal 1-5ng	1	<input checked="" type="checkbox"/>	5	5.0	99.7
b cal 2-10ng	2	<input checked="" type="checkbox"/>	10	10.0	99.7
b QC 10	2	<input checked="" type="checkbox"/>	10	9.7	97.1
b cal 3-25ng	3	<input checked="" type="checkbox"/>	25	25.2	100.9
b cal 4-50ng	4	<input checked="" type="checkbox"/>	50	50.9	101.8
b cal 5-100ng	5	<input checked="" type="checkbox"/>	100	102.7	102.7
b qc 100	5	<input checked="" type="checkbox"/>	100	104.5	104.5
b qc 100 2nd	5	<input checked="" type="checkbox"/>	100	102.0	102.0
b cal 6-250ng	6	<input checked="" type="checkbox"/>	250	247.8	99.1
b QC 250	6	<input checked="" type="checkbox"/>	250	263.4	105.3
b cal 7-500ng	7	<input checked="" type="checkbox"/>	500	486.4	97.3
b cal 8-1000ng	8	<input checked="" type="checkbox"/>	1000	987.7	98.8
b qc 1000	8	<input checked="" type="checkbox"/>	1000	1003.5	100.4
b cal 8-1000ng	8	<input checked="" type="checkbox"/>	1000	987.7	98.8

ISP Forensics Calibration Curve Report

Batch Data Path C:\MyFiles\anord\Documents\blood data\6-27-17 blood screen AM 25-26\62817mdq
p1\QuantResults\62817 mdqp1b.batch.bin

Last Calib Update 6/30/2017 11:50 AM **Analyst Name** ISP TOX

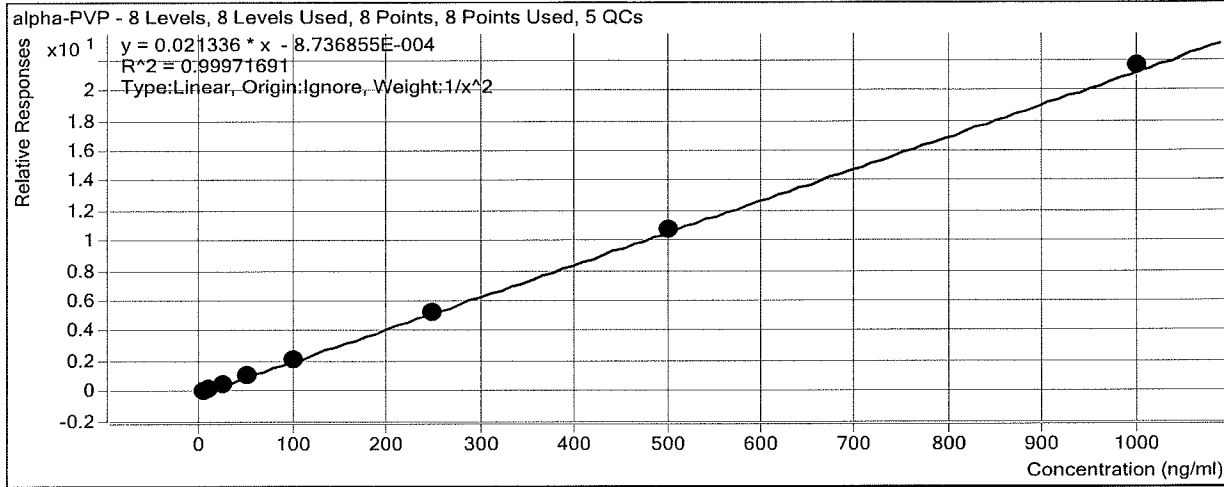
Target Compound *Norfentanyl*
Internal Standard *Norfentanyl-D5*



Sample	Level	Enabled	Exp Conc	Final Conc	Accuracy
b cal 1-5ng	1	<input type="checkbox"/>	0.5	1.1	227.0
b cal 2-10ng	2	<input type="checkbox"/>	1	1.6	160.7
b QC 10	2	<input checked="" type="checkbox"/>	1	1.6	157.9
b cal 3-25ng	3	<input checked="" type="checkbox"/>	2.5	2.8	113.7
b cal 4-50ng	4	<input checked="" type="checkbox"/>	5	5.0	99.6
b cal 5-100ng	5	<input checked="" type="checkbox"/>	10	9.3	92.6
b qc 100	5	<input checked="" type="checkbox"/>	10	9.8	98.2
b qc 100 2nd	5	<input checked="" type="checkbox"/>	10	9.9	98.7
b cal 6-250ng	6	<input checked="" type="checkbox"/>	25	23.8	95.2
b QC 250	6	<input checked="" type="checkbox"/>	25	24.5	98.0
b cal 7-500ng	7	<input checked="" type="checkbox"/>	50	47.3	94.5
b cal 8-1000ng	8	<input checked="" type="checkbox"/>	100	104.3	104.3
b qc 1000	8	<input checked="" type="checkbox"/>	100	104.8	104.8
b cal 8-1000ng	8	<input checked="" type="checkbox"/>	100	104.3	104.3

ISP Forensics Calibration Curve Report

Batch Data Path C:\MyFiles\anord\Documents\blood data\6-27-17 blood screen AM 25-26\62817mdq
 p1\QuantResults\62817 mdqp1b.batch.bin
Last Calib Update 6/30/2017 11:50 AM **Analyst Name** ISP TOX
Target Compound *alpha-PVP*
Internal Standard *alpha-PVP-d8*



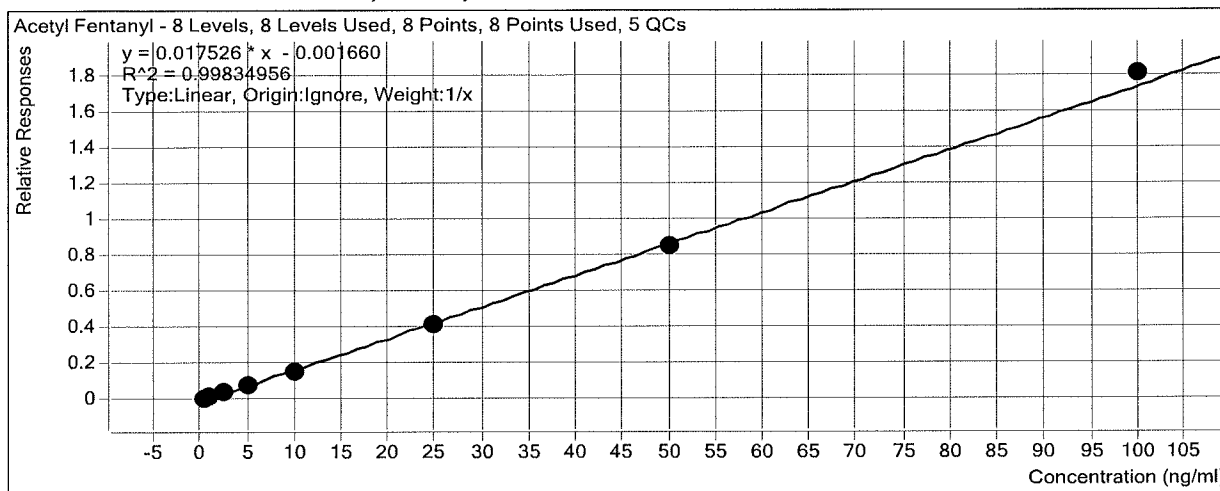
Sample	Level	Enabled	Exp Conc	Final Conc	Accuracy
b cal 1-5ng	1	<input checked="" type="checkbox"/>	5	5.0	99.7
b cal 2-10ng	2	<input checked="" type="checkbox"/>	10	10.1	101.4
b QC 10	2	<input checked="" type="checkbox"/>	10	9.7	96.6
b cal 3-25ng	3	<input checked="" type="checkbox"/>	25	24.5	98.0
b cal 4-50ng	4	<input checked="" type="checkbox"/>	50	50.4	100.9
b cal 5-100ng	5	<input checked="" type="checkbox"/>	100	98.8	98.8
b qc 100	5	<input checked="" type="checkbox"/>	100	110.7	110.7
b qc 100 2nd	5	<input checked="" type="checkbox"/>	100	108.1	108.1
b cal 6-250ng	6	<input checked="" type="checkbox"/>	250	246.0	98.4
b QC 250	6	<input checked="" type="checkbox"/>	250	264.0	105.6
b cal 7-500ng	7	<input checked="" type="checkbox"/>	500	507.7	101.5
b cal 8-1000ng	8	<input checked="" type="checkbox"/>	1000	1013.3	101.3
b qc 1000	8	<input checked="" type="checkbox"/>	1000	1099.7	110.0
b cal 8-1000ng	8	<input checked="" type="checkbox"/>	1000	1013.3	101.3

ISP Forensics Calibration Curve Report

Batch Data Path C:\MyFiles\anord\Documents\blood data\6-27-17 blood screen AM 25-26\62817mdq
p1\QuantResults\62817 mdqp1b.batch.bin

Last Calib Update 6/30/2017 11:50 AM **Analyst Name** ISP TOX

Target Compound *Acetyl Fentanyl*
Internal Standard *Acetyl Fentanyl-D5*

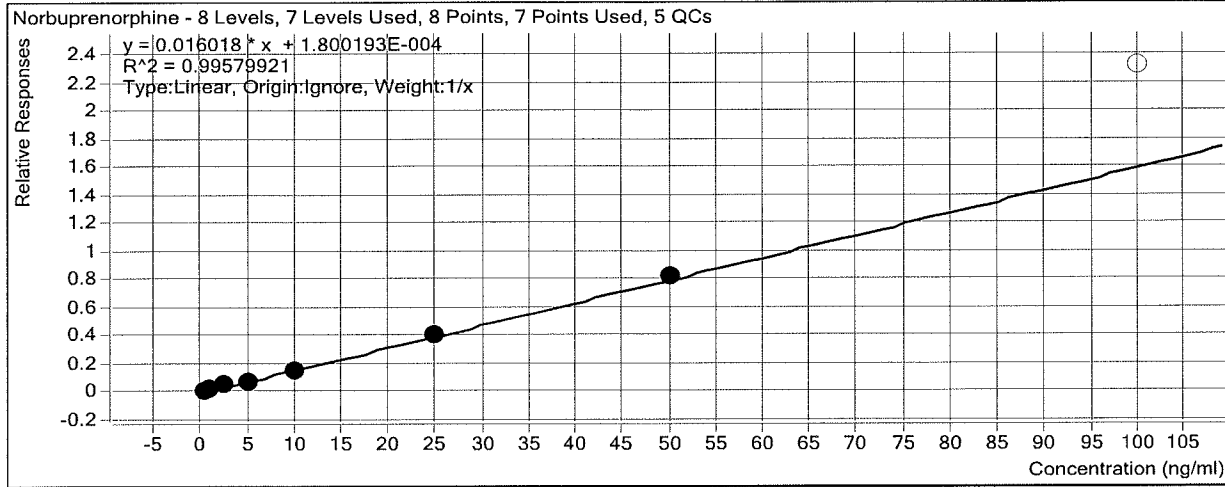


Sample	Level	Enabled	Exp Conc	Final Conc	Accuracy
b cal 1-5ng	1	<input checked="" type="checkbox"/>	0.5	0.6	115.1
b cal 2-10ng	2	<input checked="" type="checkbox"/>	1	1.0	101.0
b QC 10	2	<input checked="" type="checkbox"/>	1	1.0	101.4
b cal 3-25ng	3	<input checked="" type="checkbox"/>	2.5	2.5	99.5
b cal 4-50ng	4	<input checked="" type="checkbox"/>	5	4.8	96.7
b cal 5-100ng	5	<input checked="" type="checkbox"/>	10	9.2	91.8
b qc 100	5	<input checked="" type="checkbox"/>	10	10.3	102.9
b qc 100 2nd	5	<input checked="" type="checkbox"/>	10	9.8	98.3
b cal 6-250ng	6	<input checked="" type="checkbox"/>	25	23.7	94.9
b QC 250	6	<input checked="" type="checkbox"/>	25	25.3	101.3
b cal 7-500ng	7	<input checked="" type="checkbox"/>	50	48.8	97.6
b cal 8-1000ng	8	<input checked="" type="checkbox"/>	100	103.4	103.4
b qc 1000	8	<input type="checkbox"/>	100	106.3	106.3
b cal 8-1000ng	8	<input checked="" type="checkbox"/>	100	103.4	103.4

ISP Forensics Calibration Curve Report

Batch Data Path C:\MyFiles\anord\Documents\blood data\6-27-17 blood screen AM 25-26\62817mdq
p1\QuantResults\62817 mdqp1b.batch.bin
Last Calib Update 6/30/2017 11:50 AM **Analyst Name** ISP TOX

Target Compound *Norbuprenorphine*
Internal Standard *Norbuprenorphine-D3*



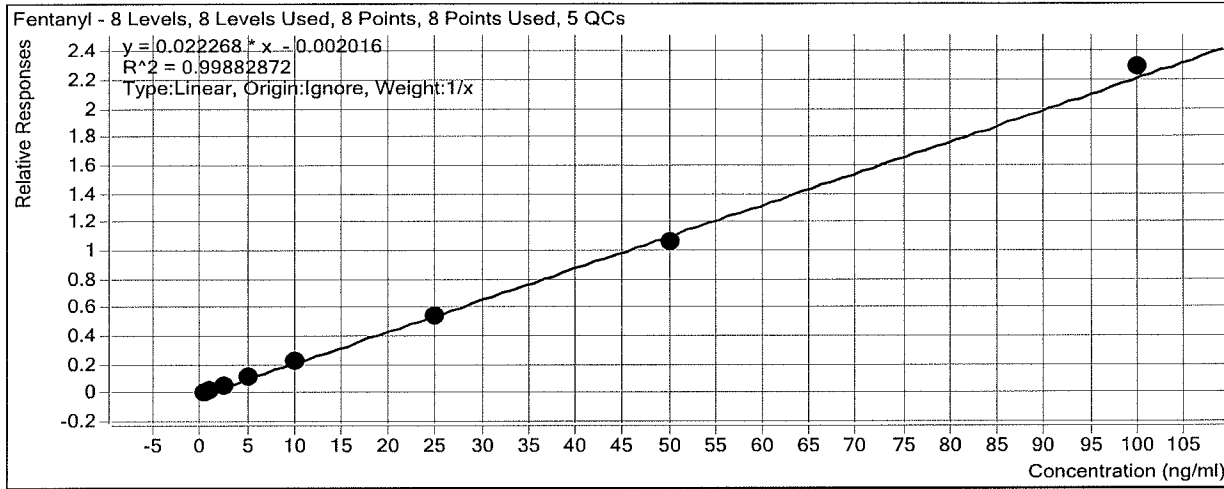
Sample	Level	Enabled	Exp Conc	Final Conc	Accuracy
b cal 1-5ng	1	<input checked="" type="checkbox"/>	0.5	0.6	116.0
b cal 2-10ng	2	<input checked="" type="checkbox"/>	1	0.9	87.5
b QC 10	2	<input type="checkbox"/>	1	1.3	127.0
b cal 3-25ng	3	<input checked="" type="checkbox"/>	2.5	2.9	115.7
b cal 4-50ng	4	<input checked="" type="checkbox"/>	5	4.5	91.0
b cal 5-100ng	5	<input checked="" type="checkbox"/>	10	8.7	86.7
b qc 100	5	<input checked="" type="checkbox"/>	10	11.5	115.4
b qc 100 2nd	5	<input checked="" type="checkbox"/>	10	9.4	93.6
b cal 6-250ng	6	<input checked="" type="checkbox"/>	25	25.1	100.6
b QC 250	6	<input checked="" type="checkbox"/>	25	29.4	117.8
b cal 7-500ng	7	<input checked="" type="checkbox"/>	50	51.3	102.6
b cal 8-1000ng	8	<input type="checkbox"/>	100	144.8	144.8
b qc 1000	8	<input type="checkbox"/>	100	130.9	130.9
b cal 8-1000ng	8	<input type="checkbox"/>	100	144.8	144.8

ISP Forensics Calibration Curve Report

Batch Data Path C:\MyFiles\anord\Documents\blood data\6-27-17 blood screen AM 25-26\62817mdq
p1\QuantResults\62817 mdqp1b.batch.bin

Last Calib Update 6/30/2017 11:50 AM **Analyst Name** ISP TOX

Target Compound *Fentanyl*
Internal Standard *Fentanyl-D5*

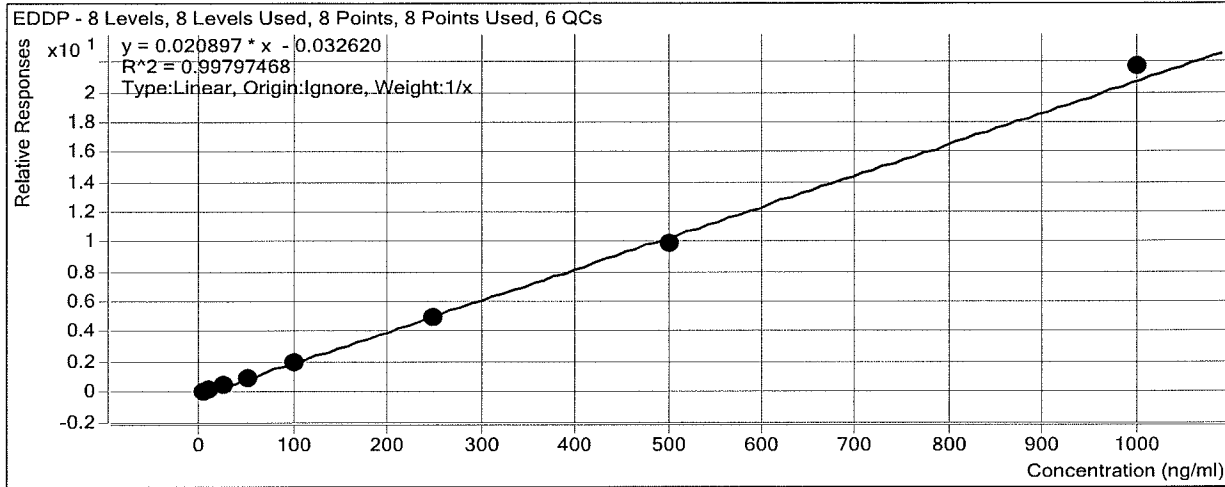


Sample	Level	Enabled	Exp Conc	Final Conc	Accuracy
b cal 1-5ng	1	<input checked="" type="checkbox"/>	0.5	0.5	109.9
b cal 2-10ng	2	<input checked="" type="checkbox"/>	1	0.9	93.0
b QC 10	2	<input checked="" type="checkbox"/>	1	1.0	98.9
b cal 3-25ng	3	<input checked="" type="checkbox"/>	2.5	2.6	103.2
b cal 4-50ng	4	<input checked="" type="checkbox"/>	5	4.9	97.8
b cal 5-100ng	5	<input checked="" type="checkbox"/>	10	10.0	99.9
b qc 100	5	<input checked="" type="checkbox"/>	10	9.7	97.4
b qc 100 2nd	5	<input checked="" type="checkbox"/>	10	9.2	91.6
b cal 6-250ng	6	<input checked="" type="checkbox"/>	25	24.5	98.0
b QC 250	6	<input checked="" type="checkbox"/>	25	24.4	97.7
b cal 7-500ng	7	<input checked="" type="checkbox"/>	50	47.7	95.5
b cal 8-1000ng	8	<input checked="" type="checkbox"/>	100	102.8	102.8
b qc 1000	8	<input checked="" type="checkbox"/>	100	103.5	103.5
b cal 8-1000ng	8	<input checked="" type="checkbox"/>	100	102.8	102.8

ISP Forensics Calibration Curve Report

Batch Data Path C:\MyFiles\anord\Documents\blood data\6-27-17 blood screen AM 25-26\62817mdq
 p1\QuantResults\62817 mdqp1b.batch.bin
Last Calib Update 6/30/2017 11:50 AM **Analyst Name** ISP TOX

Target Compound EDDP
Internal Standard EDDP-D3

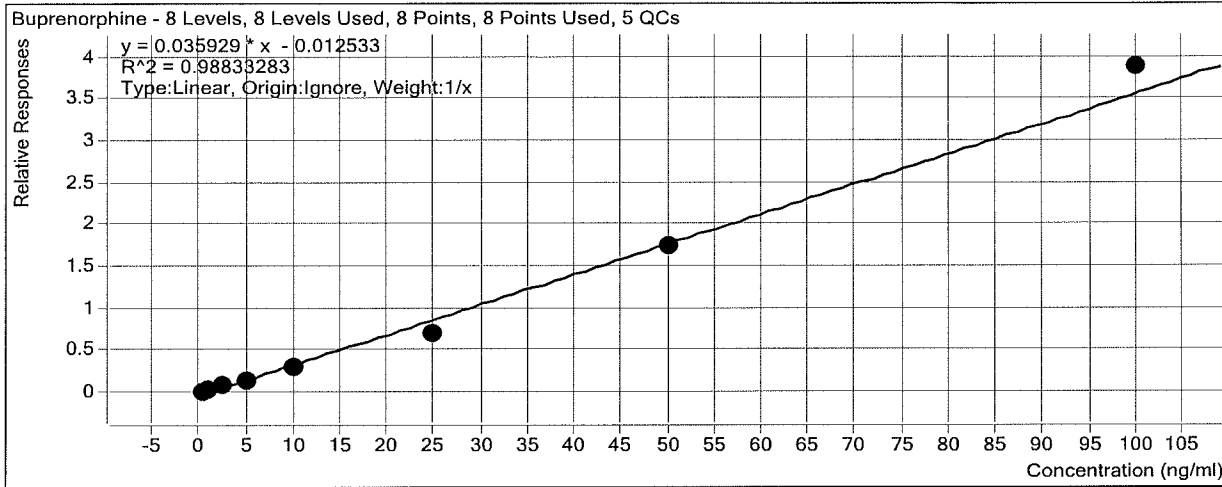


Sample	Level	Enabled	Exp Conc	Final Conc	Accuracy
b cal 1-5ng	1	<input checked="" type="checkbox"/>	5	5.8	115.2
b cal 2-10ng	2	<input checked="" type="checkbox"/>	10	10.4	104.0
b QC 10	2	<input checked="" type="checkbox"/>	10	10.0	99.7
b cal 3-25ng	3	<input checked="" type="checkbox"/>	25	23.6	94.5
b cal 4-50ng	4	<input checked="" type="checkbox"/>	50	48.5	96.9
b cal 5-100ng	5	<input checked="" type="checkbox"/>	100	94.1	94.1
b qc 100	5	<input checked="" type="checkbox"/>	100	98.3	98.3
b qc 100 2nd	5	<input checked="" type="checkbox"/>	100	99.2	99.2
b cal 6-250ng	6	<input checked="" type="checkbox"/>	250	239.0	95.6
b QC 250	6	<input checked="" type="checkbox"/>	250	253.2	101.3
b cal 7-500ng	7	<input checked="" type="checkbox"/>	500	478.7	95.7
b cal 8-1000ng	8	<input checked="" type="checkbox"/>	1000	1040.0	104.0
b qc 1000	8	<input checked="" type="checkbox"/>	1000	1003.8	100.4
b c2017-1277-2	8	<input checked="" type="checkbox"/>	1000	2.1	0.2

ISP Forensics Calibration Curve Report

Batch Data Path C:\MyFiles\anord\Documents\blood data\6-27-17 blood screen AM 25-26\62817mdq
 p1\QuantResults\62817 mdqp1b.batch.bin
Last Calib Update 6/30/2017 11:50 AM **Analyst Name** ISP TOX

Target Compound *Buprenorphine*
Internal Standard *Buprenorphine-D4*

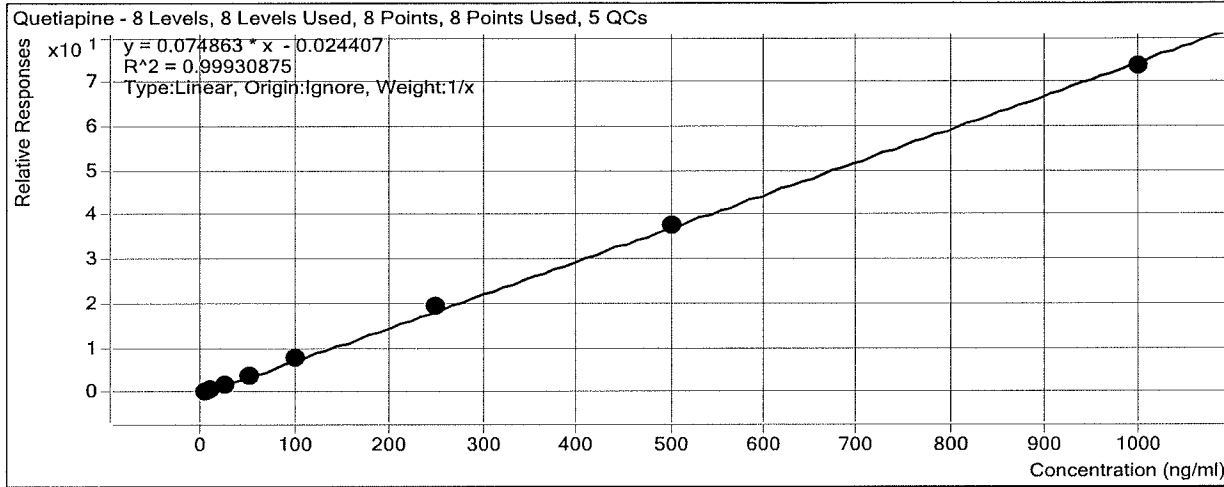


Sample	Level	Enabled	Exp Conc	Final Conc	Accuracy
b cal 1-5ng	1	<input checked="" type="checkbox"/>	0.5	0.7	133.5
b cal 2-10ng	2	<input checked="" type="checkbox"/>	1	1.1	112.8
b QC 10	2	<input checked="" type="checkbox"/>	1	1.1	107.4
b cal 3-25ng	3	<input checked="" type="checkbox"/>	2.5	2.4	97.2
b cal 4-50ng	4	<input checked="" type="checkbox"/>	5	4.3	86.8
b cal 5-100ng	5	<input checked="" type="checkbox"/>	10	8.4	83.6
b qc 100	5	<input checked="" type="checkbox"/>	10	7.4	73.9
b qc 100 2nd	5	<input checked="" type="checkbox"/>	10	8.2	81.7
b cal 6-250ng	6	<input checked="" type="checkbox"/>	25	20.1	80.5
b QC 250	6	<input checked="" type="checkbox"/>	25	23.9	95.7
b cal 7-500ng	7	<input checked="" type="checkbox"/>	50	48.8	97.5
b cal 8-1000ng	8	<input checked="" type="checkbox"/>	100	108.2	108.2
b qc 1000	8	<input checked="" type="checkbox"/>	100	109.4	109.4
b cal 8-1000ng	8	<input checked="" type="checkbox"/>	100	108.2	108.2

ISP Forensics Calibration Curve Report

Batch Data Path C:\MyFiles\anord\Documents\blood data\6-27-17 blood screen AM 25-26\62817mdq
 p1\QuantResults\62817 mdqp1b.batch.bin
Last Calib Update 6/30/2017 11:50 AM **Analyst Name** ISP TOX

Target Compound *Quetiapine*
Internal Standard *Quetiapine-D8*



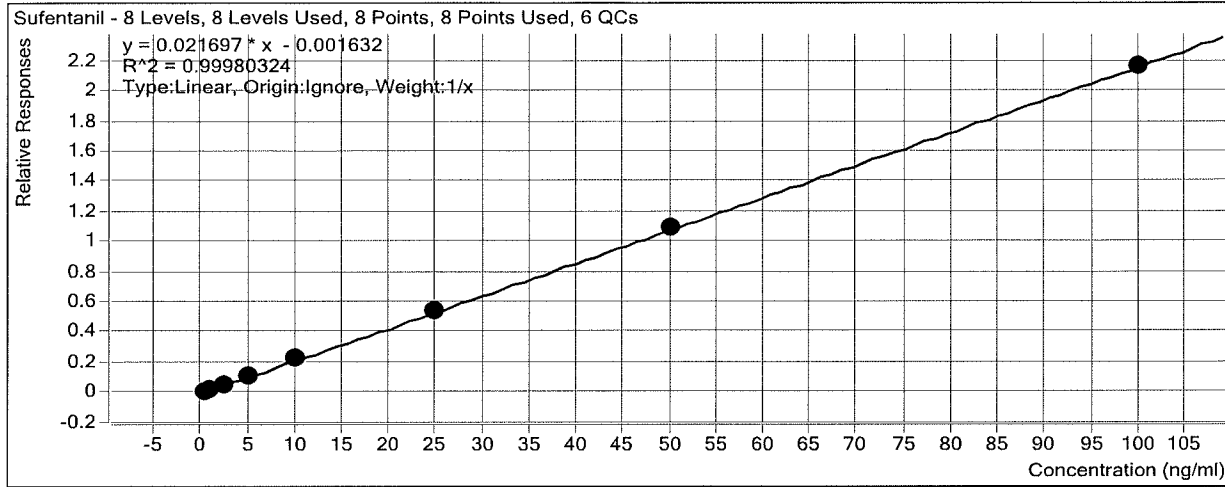
Sample	Level	Enabled	Exp Conc	Final Conc	Accuracy
b cal 1-5ng	1	<input checked="" type="checkbox"/>	5	4.9	98.9
b cal 2-10ng	2	<input checked="" type="checkbox"/>	10	9.0	89.7
b QC 10	2	<input checked="" type="checkbox"/>	10	10.3	102.9
b cal 3-25ng	3	<input checked="" type="checkbox"/>	25	25.2	100.8
b cal 4-50ng	4	<input checked="" type="checkbox"/>	50	52.1	104.3
b cal 5-100ng	5	<input checked="" type="checkbox"/>	100	102.9	102.9
b qc 100	5	<input checked="" type="checkbox"/>	100	106.5	106.5
b qc 100 2nd	5	<input checked="" type="checkbox"/>	100	102.3	102.3
b cal 6-250ng	6	<input checked="" type="checkbox"/>	250	262.5	105.0
b QC 250	6	<input checked="" type="checkbox"/>	250	266.5	106.6
b cal 7-500ng	7	<input checked="" type="checkbox"/>	500	500.9	100.2
b cal 8-1000ng	8	<input checked="" type="checkbox"/>	1000	982.4	98.2
b qc 1000	8	<input checked="" type="checkbox"/>	1000	958.2	95.8
b cal 8-1000ng	8	<input checked="" type="checkbox"/>	1000	982.4	98.2

ISP Forensics Calibration Curve Report

Batch Data Path C:\MyFiles\anord\Documents\blood data\6-27-17 blood screen AM 25-26\62817mdq
p1\QuantResults\62817 mdqp1b.batch.bin

Last Calib Update 6/30/2017 11:50 AM **Analyst Name** ISP TOX

Target Compound *Sufentanil*
Internal Standard *Sufentanil-D5*

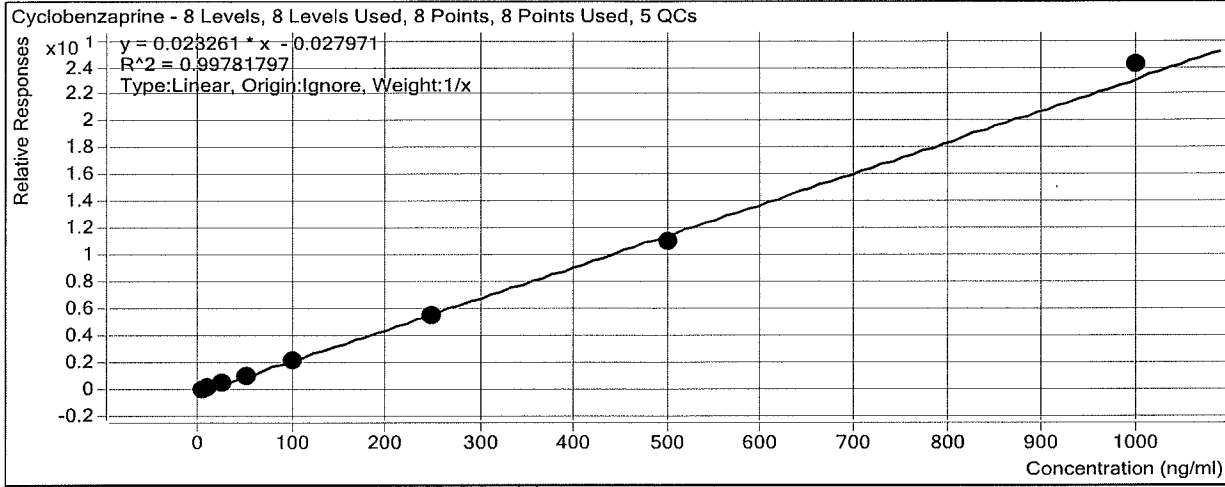


Sample	Level	Enabled	Exp Conc	Final Conc	Accuracy
b cal 1-5ng	1	<input checked="" type="checkbox"/>	0.5	0.5	108.5
b cal 2-10ng	2	<input checked="" type="checkbox"/>	1	0.9	93.1
b QC 10	2	<input checked="" type="checkbox"/>	1	1.0	100.9
b cal 3-25ng	3	<input checked="" type="checkbox"/>	2.5	2.5	100.4
b cal 4-50ng	4	<input checked="" type="checkbox"/>	5	4.7	94.7
b cal 5-100ng	5	<input checked="" type="checkbox"/>	10	10.3	103.2
b qc 100	5	<input checked="" type="checkbox"/>	10	9.2	91.7
b qc 100 2nd	5	<input checked="" type="checkbox"/>	10	10.7	106.5
b cal 6-250ng	6	<input checked="" type="checkbox"/>	25	25.0	99.8
b QC 250	6	<input checked="" type="checkbox"/>	25	25.2	100.7
b cal 7-500ng	7	<input checked="" type="checkbox"/>	50	50.3	100.6
b cal 8-1000ng	8	<input checked="" type="checkbox"/>	100	99.7	99.7
b qc 1000	8	<input checked="" type="checkbox"/>	100	109.8	109.8
b c2017-1277-2	8	<input checked="" type="checkbox"/>	100	0.1	0.1

ISP Forensics Calibration Curve Report

Batch Data Path C:\MyFiles\anord\Documents\blood data\6-27-17 blood screen AM 25-26\62817mdq
 p1\QuantResults\62817 mdqp1b.batch.bin
Last Calib Update 6/30/2017 11:50 AM **Analyst Name** ISP TOX

Target Compound Cyclobenzaprine
Internal Standard Cyclobenzaprine-D3

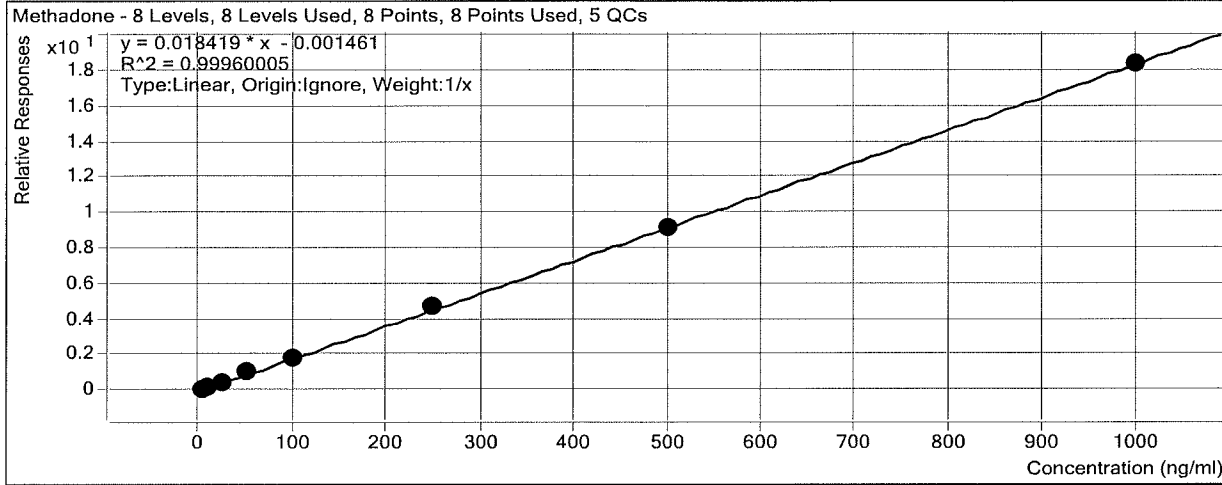


Sample	Level	Enabled	Exp Conc	Final Conc	Accuracy
b cal 1-5ng	1	<input checked="" type="checkbox"/>	5	5.6	112.3
b cal 2-10ng	2	<input checked="" type="checkbox"/>	10	10.4	103.8
b QC 10	2	<input checked="" type="checkbox"/>	10	10.9	108.6
b cal 3-25ng	3	<input checked="" type="checkbox"/>	25	25.0	99.9
b cal 4-50ng	4	<input checked="" type="checkbox"/>	50	47.6	95.2
b cal 5-100ng	5	<input checked="" type="checkbox"/>	100	92.6	92.6
b qc 100	5	<input checked="" type="checkbox"/>	100	97.4	97.4
b qc 100 2nd	5	<input checked="" type="checkbox"/>	100	101.8	101.8
b cal 6-250ng	6	<input checked="" type="checkbox"/>	250	242.8	97.1
b QC 250	6	<input checked="" type="checkbox"/>	250	296.8	118.7
b cal 7-500ng	7	<input checked="" type="checkbox"/>	500	475.1	95.0
b cal 8-1000ng	8	<input checked="" type="checkbox"/>	1000	1040.9	104.1
b qc 1000	8	<input checked="" type="checkbox"/>	1000	1092.9	109.3
b cal 8-1000ng	8	<input checked="" type="checkbox"/>	1000	1040.9	104.1

ISP Forensics Calibration Curve Report

Batch Data Path C:\MyFiles\anord\Documents\blood data\6-27-17 blood screen AM 25-26\62817mdq
 p1\QuantResults\62817 mdqp1b.batch.bin
Last Calib Update 6/30/2017 11:50 AM **Analyst Name** ISP TOX

Target Compound Methadone
Internal Standard Methadone-D9

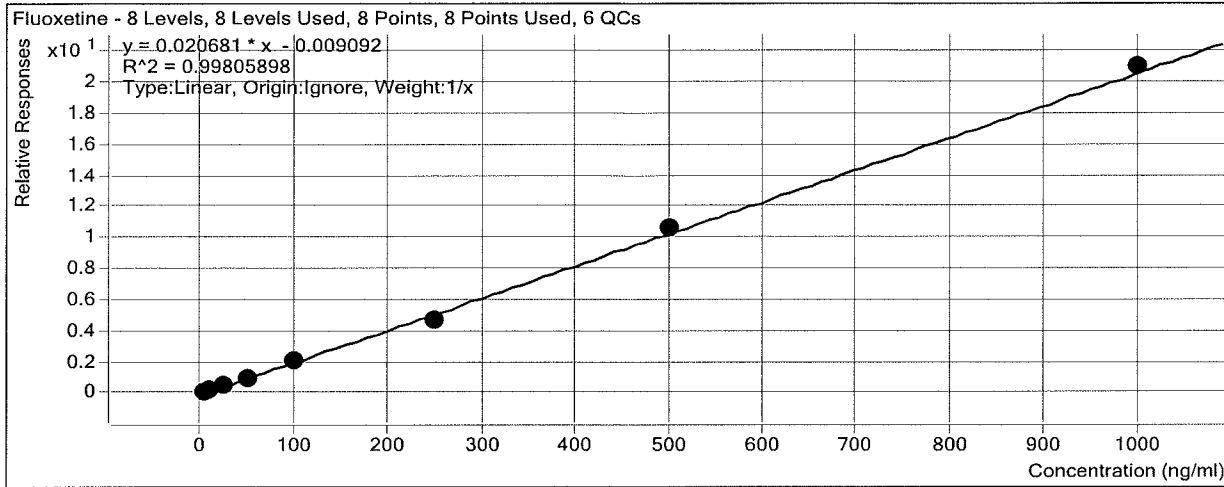


Sample	Level	Enabled	Exp Conc	Final Conc	Accuracy
b cal 1-5ng	1	<input checked="" type="checkbox"/>	5	4.8	96.5
b cal 2-10ng	2	<input checked="" type="checkbox"/>	10	9.3	93.2
b QC 10	2	<input checked="" type="checkbox"/>	10	10.6	105.6
b cal 3-25ng	3	<input checked="" type="checkbox"/>	25	25.1	100.4
b cal 4-50ng	4	<input checked="" type="checkbox"/>	50	54.5	109.0
b cal 5-100ng	5	<input checked="" type="checkbox"/>	100	100.0	100.0
b qc 100	5	<input checked="" type="checkbox"/>	100	110.2	110.2
b qc 100 2nd	5	<input checked="" type="checkbox"/>	100	101.0	101.0
b cal 6-250ng	6	<input checked="" type="checkbox"/>	250	256.4	102.5
b QC 250	6	<input checked="" type="checkbox"/>	250	238.5	95.4
b cal 7-500ng	7	<input checked="" type="checkbox"/>	500	494.3	98.9
b cal 8-1000ng	8	<input checked="" type="checkbox"/>	1000	995.6	99.6
b qc 1000	8	<input checked="" type="checkbox"/>	1000	1027.7	102.8
b cal 8-1000ng	8	<input checked="" type="checkbox"/>	1000	995.6	99.6

ISP Forensics Calibration Curve Report

Batch Data Path C:\MyFiles\anord\Documents\blood data\6-27-17 blood screen AM 25-26\62817mdq
 p1\QuantResults\62817 mdqp1b.batch.bin
Last Calib Update 6/30/2017 11:50 AM **Analyst Name** ISP TOX

Target Compound Fluoxetine
Internal Standard Fluoxetine-D6



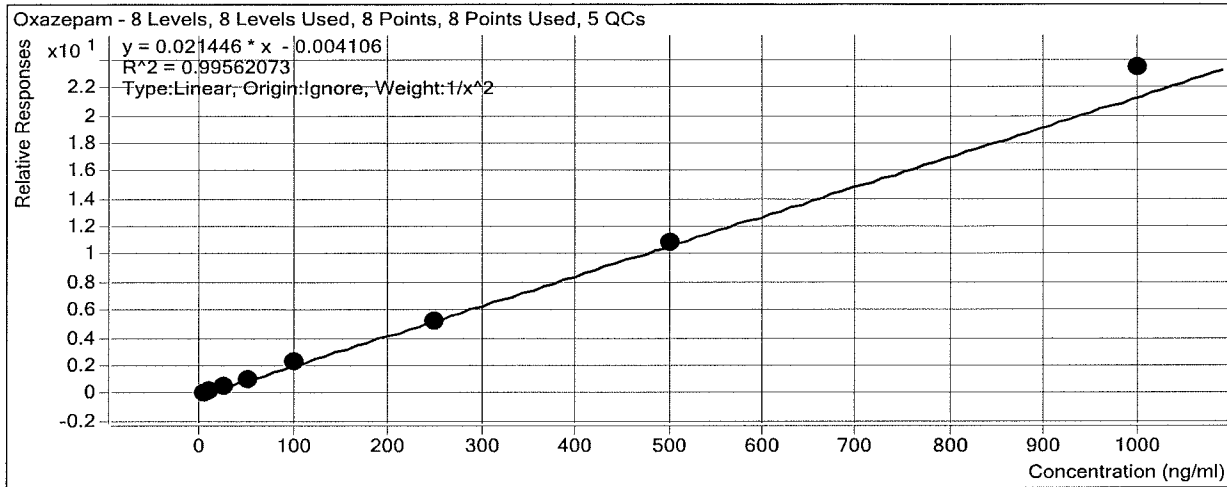
Sample	Level	Enabled	Exp Conc	Final Conc	Accuracy
b cal 1-5ng	1	<input checked="" type="checkbox"/>	5	5.6	112.7
b cal 2-10ng	2	<input checked="" type="checkbox"/>	10	9.8	97.8
b QC 10	2	<input checked="" type="checkbox"/>	10	10.4	104.0
b cal 3-25ng	3	<input checked="" type="checkbox"/>	25	25.2	100.6
b cal 4-50ng	4	<input checked="" type="checkbox"/>	50	47.3	94.6
b cal 5-100ng	5	<input checked="" type="checkbox"/>	100	100.7	100.7
b qc 100	5	<input checked="" type="checkbox"/>	100	107.6	107.6
b qc 100 2nd	5	<input checked="" type="checkbox"/>	100	96.7	96.7
b cal 6-250ng	6	<input checked="" type="checkbox"/>	250	224.2	89.7
b QC 250	6	<input checked="" type="checkbox"/>	250	242.6	97.0
b cal 7-500ng	7	<input checked="" type="checkbox"/>	500	512.8	102.6
b cal 8-1000ng	8	<input checked="" type="checkbox"/>	1000	1014.4	101.4
b qc 1000	8	<input checked="" type="checkbox"/>	1000	1029.3	102.9
b c2017-1277-2	8	<input checked="" type="checkbox"/>	1000	6.3	0.6

ISP Forensics Calibration Curve Report

Batch Data Path C:\MyFiles\anord\Documents\blood data\6-27-17 blood screen AM 25-26\62817mdq
p1\QuantResults\62817 mdqp1b.batch.bin

Last Calib Update 6/30/2017 11:50 AM **Analyst Name** ISP TOX

Target Compound Oxazepam
Internal Standard Oxazepam-D5



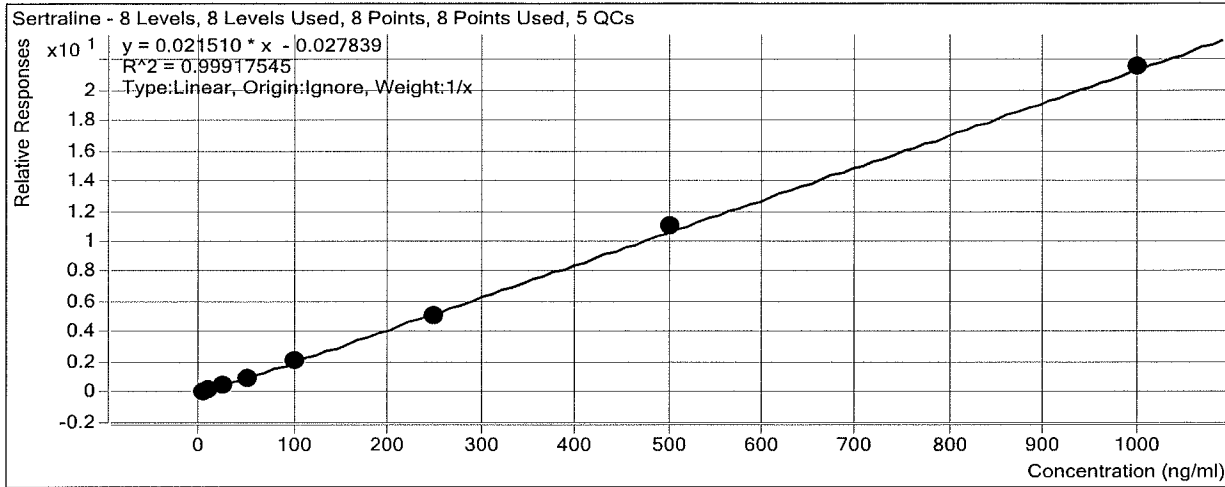
Sample	Level	Enabled	Exp Conc	Final Conc	Accuracy
b cal 1-5ng	1	<input checked="" type="checkbox"/>	5	5.2	104.6
b cal 2-10ng	2	<input checked="" type="checkbox"/>	10	9.3	93.0
b QC 10	2	<input checked="" type="checkbox"/>	10	10.4	103.9
b cal 3-25ng	3	<input checked="" type="checkbox"/>	25	24.1	96.4
b cal 4-50ng	4	<input checked="" type="checkbox"/>	50	46.7	93.5
b cal 5-100ng	5	<input checked="" type="checkbox"/>	100	103.9	103.9
b qc 100	5	<input checked="" type="checkbox"/>	100	105.9	105.9
b qc 100 2nd	5	<input checked="" type="checkbox"/>	100	103.5	103.5
b cal 6-250ng	6	<input checked="" type="checkbox"/>	250	245.1	98.0
b QC 250	6	<input checked="" type="checkbox"/>	250	268.9	107.6
b cal 7-500ng	7	<input checked="" type="checkbox"/>	500	506.2	101.2
b cal 8-1000ng	8	<input checked="" type="checkbox"/>	1000	1092.4	109.2
b qc 1000	8	<input checked="" type="checkbox"/>	1000	1059.3	105.9
b cal 8-1000ng	8	<input checked="" type="checkbox"/>	1000	1092.4	109.2

ISP Forensics Calibration Curve Report

Batch Data Path C:\MyFiles\anord\Documents\blood data\6-27-17 blood screen AM 25-26\62817mdq
p1\QuantResults\62817 mdqp1b.batch.bin

Last Calib Update 6/30/2017 11:50 AM **Analyst Name** ISP TOX

Target Compound Sertraline
Internal Standard Sertraline-D3



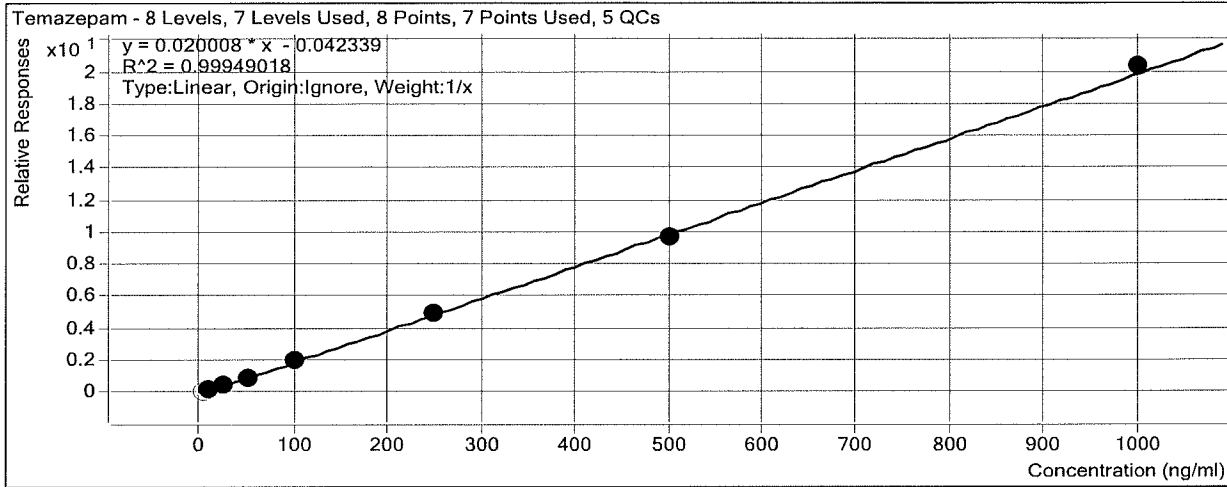
Sample	Level	Enabled	Exp Conc	Final Conc	Accuracy
b cal 1-5ng	1	<input checked="" type="checkbox"/>	5	5.7	114.9
b cal 2-10ng	2	<input checked="" type="checkbox"/>	10	10.2	102.0
b QC 10	2	<input checked="" type="checkbox"/>	10	10.2	102.1
b cal 3-25ng	3	<input checked="" type="checkbox"/>	25	23.4	93.6
b cal 4-50ng	4	<input checked="" type="checkbox"/>	50	46.3	92.5
b cal 5-100ng	5	<input checked="" type="checkbox"/>	100	98.5	98.5
b qc 100	5	<input checked="" type="checkbox"/>	100	96.7	96.7
b qc 100 2nd	5	<input checked="" type="checkbox"/>	100	92.0	92.0
b cal 6-250ng	6	<input checked="" type="checkbox"/>	250	238.4	95.3
b QC 250	6	<input checked="" type="checkbox"/>	250	252.9	101.2
b cal 7-500ng	7	<input checked="" type="checkbox"/>	500	513.9	102.8
b cal 8-1000ng	8	<input checked="" type="checkbox"/>	1000	1003.7	100.4
b qc 1000	8	<input checked="" type="checkbox"/>	1000	1049.5	105.0
b cal 8-1000ng	8	<input checked="" type="checkbox"/>	1000	1003.7	100.4

ISP Forensics Calibration Curve Report

Batch Data Path C:\MyFiles\anord\Documents\blood data\6-27-17 blood screen AM 25-26\62817mdq
p1\QuantResults\62817 mdqp1b.batch.bin

Last Calib Update 6/30/2017 11:50 AM **Analyst Name** ISP TOX

Target Compound *Temazepam*
Internal Standard *Temazepam-D5*

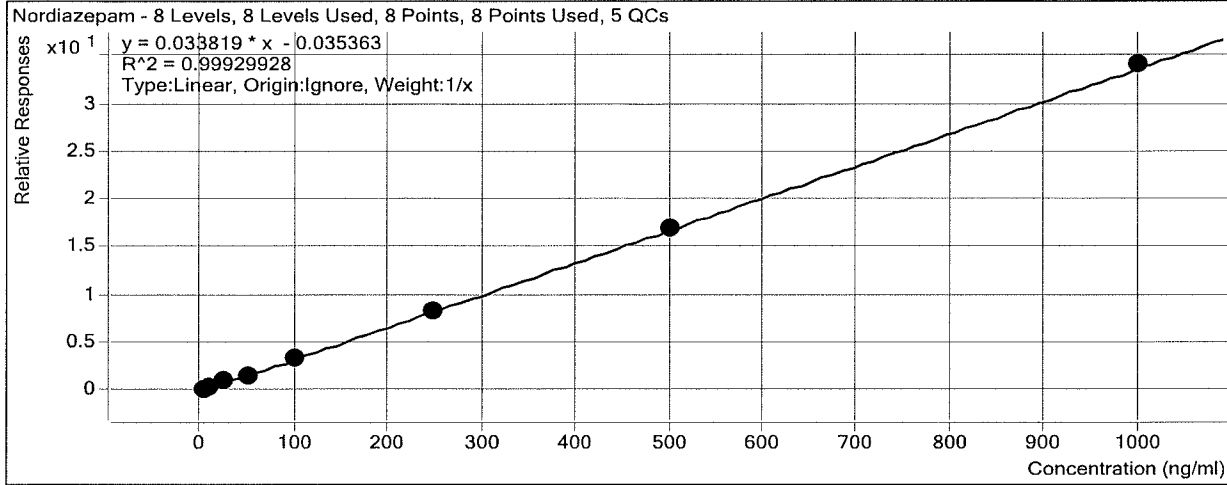


Sample	Level	Enabled	Exp Conc	Final Conc	Accuracy
b cal 1-5ng	1	<input type="checkbox"/>	5	5.9	118.1
b cal 2-10ng	2	<input checked="" type="checkbox"/>	10	10.4	103.7
b QC 10	2	<input checked="" type="checkbox"/>	10	11.5	115.1
b cal 3-25ng	3	<input checked="" type="checkbox"/>	25	25.9	103.7
b cal 4-50ng	4	<input checked="" type="checkbox"/>	50	47.9	95.9
b cal 5-100ng	5	<input checked="" type="checkbox"/>	100	98.4	98.4
b qc 100	5	<input checked="" type="checkbox"/>	100	114.6	114.6
b qc 100 2nd	5	<input checked="" type="checkbox"/>	100	102.4	102.4
b cal 6-250ng	6	<input checked="" type="checkbox"/>	250	248.1	99.3
b QC 250	6	<input checked="" type="checkbox"/>	250	264.1	105.6
b cal 7-500ng	7	<input checked="" type="checkbox"/>	500	486.6	97.3
b cal 8-1000ng	8	<input checked="" type="checkbox"/>	1000	1017.7	101.8
b qc 1000	8	<input checked="" type="checkbox"/>	1000	1102.2	110.2
b cal 8-1000ng	8	<input checked="" type="checkbox"/>	1000	1017.7	101.8

ISP Forensics Calibration Curve Report

Batch Data Path C:\MyFiles\anord\Documents\blood data\6-27-17 blood screen AM 25-26\62817mdq
p1\QuantResults\62817 mdqp1b.batch.bin
Last Calib Update 6/30/2017 11:50 AM **Analyst Name** ISP TOX

Target Compound Nordiazepam
Internal Standard Nordiazepam-D5

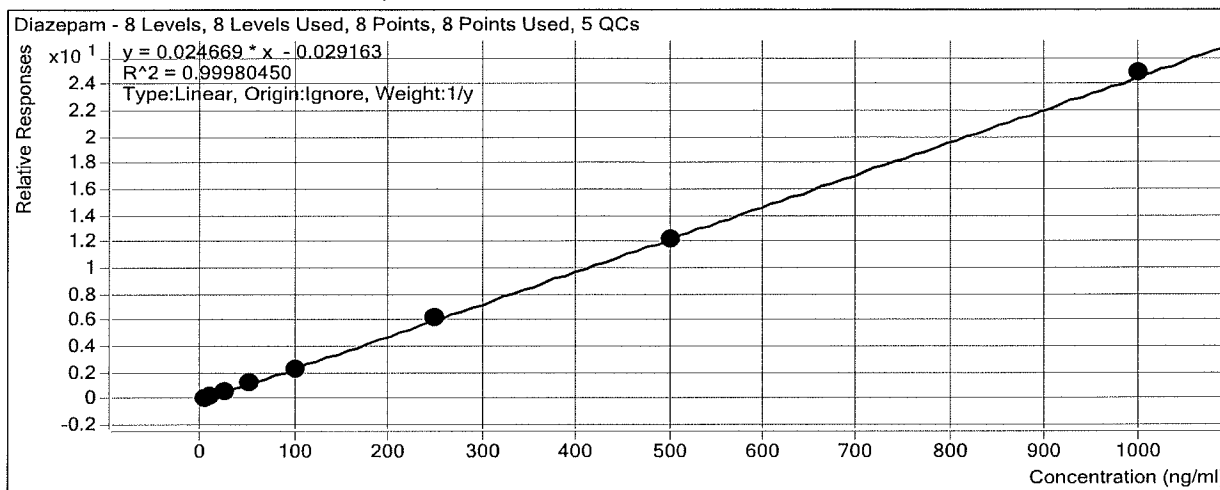


Sample	Level	Enabled	Exp Conc	Final Conc	Accuracy
b cal 1-5ng	1	<input checked="" type="checkbox"/>	5	5.3	105.5
b cal 2-10ng	2	<input checked="" type="checkbox"/>	10	10.2	101.6
b QC 10	2	<input checked="" type="checkbox"/>	10	10.7	107.2
b cal 3-25ng	3	<input checked="" type="checkbox"/>	25	27.0	108.1
b cal 4-50ng	4	<input checked="" type="checkbox"/>	50	44.0	88.0
b cal 5-100ng	5	<input checked="" type="checkbox"/>	100	97.8	97.8
b qc 100	5	<input checked="" type="checkbox"/>	100	105.8	105.8
b qc 100 2nd	5	<input checked="" type="checkbox"/>	100	97.8	97.8
b cal 6-250ng	6	<input checked="" type="checkbox"/>	250	243.2	97.3
b QC 250	6	<input checked="" type="checkbox"/>	250	244.8	97.9
b cal 7-500ng	7	<input checked="" type="checkbox"/>	500	504.8	101.0
b cal 8-1000ng	8	<input checked="" type="checkbox"/>	1000	1007.7	100.8
b qc 1000	8	<input type="checkbox"/>	1000	1026.2	102.6
b cal 8-1000ng	8	<input type="checkbox"/>	1000	1007.7	100.8

ISP Forensics Calibration Curve Report

Batch Data Path C:\MyFiles\anord\Documents\blood data\6-27-17 blood screen AM 25-26\62817mdq
p1\QuantResults\62817 mdqp1b.batch.bin
Last Calib Update 6/30/2017 11:50 AM **Analyst Name** ISP TOX

Target Compound *Diazepam*
Internal Standard *Diazepam-D5*



Sample	Level	Enabled	Exp Conc	Final Conc	Accuracy
b cal 1-5ng	1	<input checked="" type="checkbox"/>	5	5.6	111.7
b cal 2-10ng	2	<input checked="" type="checkbox"/>	10	9.7	96.5
b QC 10	2	<input checked="" type="checkbox"/>	10	10.6	106.4
b cal 3-25ng	3	<input checked="" type="checkbox"/>	25	24.4	97.4
b cal 4-50ng	4	<input checked="" type="checkbox"/>	50	48.6	97.2
b cal 5-100ng	5	<input checked="" type="checkbox"/>	100	96.3	96.3
b qc 100	5	<input checked="" type="checkbox"/>	100	99.6	99.6
b qc 100 2nd	5	<input checked="" type="checkbox"/>	100	101.9	101.9
b cal 6-250ng	6	<input checked="" type="checkbox"/>	250	250.0	100.0
b QC 250	6	<input checked="" type="checkbox"/>	250	261.8	104.7
b cal 7-500ng	7	<input checked="" type="checkbox"/>	500	498.7	99.7
b cal 8-1000ng	8	<input checked="" type="checkbox"/>	1000	1007.1	100.7
b qc 1000	8	<input checked="" type="checkbox"/>	1000	1054.0	105.4
b cal 8-1000ng	8	<input checked="" type="checkbox"/>	1000	1007.1	100.7